



UNITED NATIONS

Office for the Coordination of Humanitarian Affairs
occupied Palestinian territory

CAP 2011 FACT SHEET

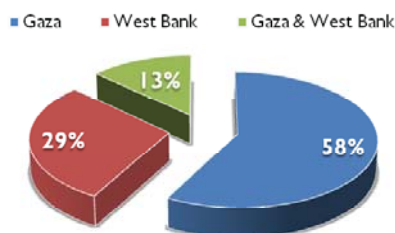
November 2010

1. The 2011 Consolidated Appeals Process (CAP) for the occupied Palestinian territory (oPt) presents a **strategy budgeted at US\$575 million** supported by 213 projects, including 147 from local and international NGOs and 66 from UN agencies.

2. The situation in oPt at the end of 2010, is characterized by on-going political stalemate, regular exposure to violence, continuing restrictions on access and movement, and persistent human rights violations, all factors leading to a protracted humanitarian situation.

3. Despite recent macro-economic improvements, **needs remain immense**, especially in areas where the Palestinian Authority (PA) has limited control, i.e. Area C, East Jerusalem and Gaza. The CAP 2011 focuses on bringing humanitarian assistance and providing protection to the most vulnerable populations in Gaza (which alone constitutes 58 percent of the funds requested), Area C and East Jerusalem.

CAP 2011 Funds Requested by location

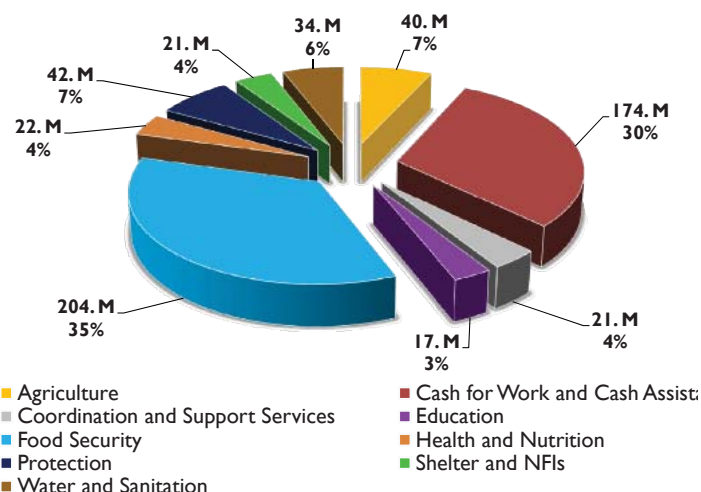


4. The 2011 humanitarian response is organized around the following clusters and sectors: Agriculture, Cash-For-Work (CFW)/Cash Assistance, Education, Food Security, Health and Nutrition, Protection, Shelter and NFI, Water, Sanitation and Hygiene (WASH) and Coordination.

5. The humanitarian strategy and projects presented in the 2011 CAP address only a **portion of the existing needs in the oPt**. Many of those needs require recovery and longer-term solutions within

CAP 2011 Requested Funds \$ by Cluster/Sector

CAP 2011 Total Requested Funds \$ 575 million

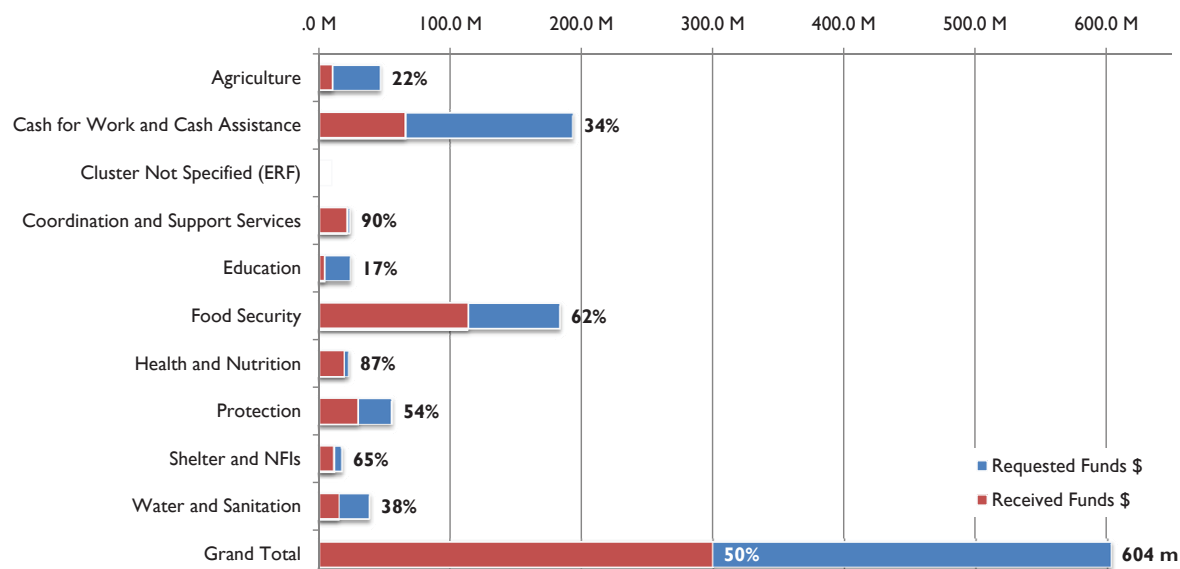


the framework of Palestinian national plans and other strategies, and a resolution of the underlying political conflict. Donors should make every effort to identify and support recovery opportunities, including in Gaza, by taking advantage of and building on efforts to increase capacities for self-reliance and to protect livelihoods.

6. The 2011 CAP was developed **in consultation with the PA**. The PA Cabinet endorsed the development of the CAP on 20 April 2010. PA Ministry representatives participated in the needs assessment and the project vetting phase through the Humanitarian Clusters.

7. The 2011 CAP includes an unprecedented commitment, on the part of the Humanitarian Community, to place stronger emphasis on the gender dimension of the humanitarian situation through, inter alia, the implementation of a gender marker in the design, implementation and monitoring of CAP projects and the use of sex disaggregated indicators and targets. The document also reflects a **greater use of results based planning**, with the definition of outcomes and outputs for each

CAP 2010 Requested vs Received Funds \$ by Cluster/Sector



*Funding received for ERF, Coordination and Support Services and Food Security includes carry over

cluster / sector and a clear link between individual projects and relevant cluster / sector results.

8. As of 25 November 2010, only 50 percent of the CAP 2010 has been funded. This is significantly lower than the 70 percent funding coverage recorded for the 2009 CAP. It also conceals large variations across clusters. While Coordination, Food Security, Health and Nutrition, Shelter/NFIs were well-funded (at 90 percent, 62 percent,

87 percent, 65 percent respectively), clusters/sectors such as Agriculture, Education and WASH remained severely underfunded, leading to critical gaps in the humanitarian response.

9. **Donor funding is critical.** Without timely and adequate financial resources, many of the needs and the suffering analyzed in the CAP 2011 will be ignored and CAP objectives, priorities, outcomes and outputs will not be achieved.

CAP oPt TREND ANALYSIS OVER THE YEARS

