

BACKGROUND

Longstanding restrictions on the movement of people and goods to and from Gaza have undermined the living conditions of 1.9 million Palestinians in that area. Many of the current restrictions, originally imposed by Israel in the early 1990s, were intensified after June 2007, following the Hamas takeover of Gaza and the imposition of a blockade. These restrictions continue to reduce access to livelihoods, essential services and housing, disrupt family life, and undermine people's hopes for a secure and prosperous future. The situation has been compounded by the restrictions imposed since June 2013 by the Egyptian authorities at Rafah Crossing, which had become the main crossing point used by Palestinian passengers in the Gaza Strip, given the above restrictions on the Israeli-controlled crossings.

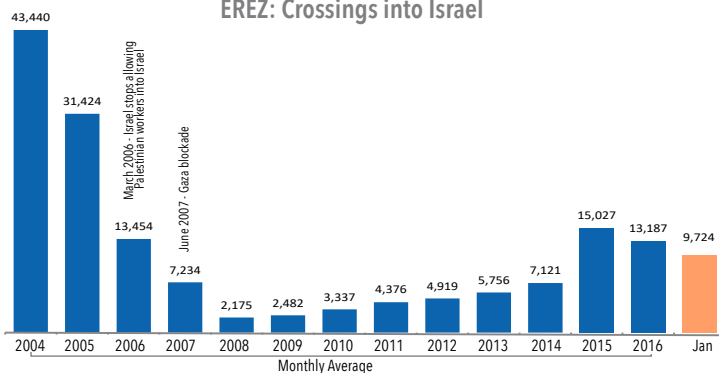


MOVEMENT AND ACCESS OF PEOPLE*

EREZ CROSSING

- Opened on all 27 scheduled days.
- The overall number of crossings into Israel was 26% below the monthly average of 13,187 crossings recorded in 2016.
- The decline can be attributed to a possible tightening of Israel's restrictions on the access of people into Israel.
- The denial rate for exit permits for national UN staff from Gaza stood at 2% in January, while the pending cases stood at 72%.
- The rate of approval for exit permits for patients referred to medical treatment stood at 46.9% (out of 2,796 applications), while the remaining applications were denied or remained pending at the time of their scheduled appointment.
- The crossing is accessible only to Israeli-issued permit holders, primarily medical and other humanitarian cases, merchants, internationals and aid workers.
- Erez crossing is open from Sunday - Friday.

EREZ: Crossings into Israel

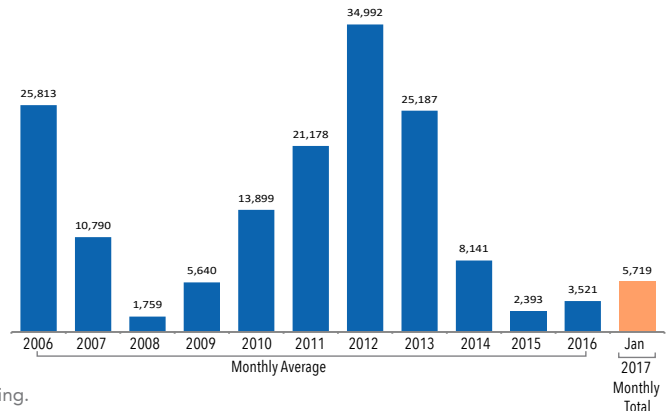


* The figures reflect number of times people crossed, but not the actual number of people crossing.

RAFAH CROSSING

- Exceptionally opened for 4 days in both directions.
- A total of 5,719 people crossed in both directions, compared to a monthly average of 3,521 in 2016.
- Since October 2014, the crossing has been closed on all but 87 days. It was partially open on 44 days in 2016 and on 32 days in 2015.
- At least 20,000 Palestinians are pre-registered and waiting to travel to Egypt, according to the local authorities.
- Prior to the closure of the crossing in 2014, a monthly average of 4,000 people crossed Rafah for health-related reasons.

RAFAH: Crossings in both directions

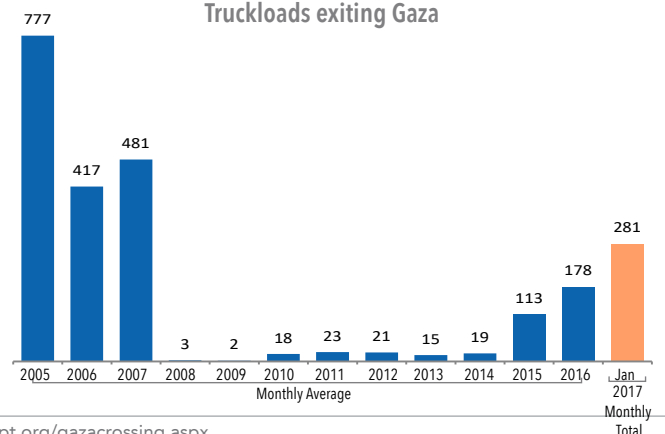


MOVEMENT OF GOODS FROM AND INTO GAZA

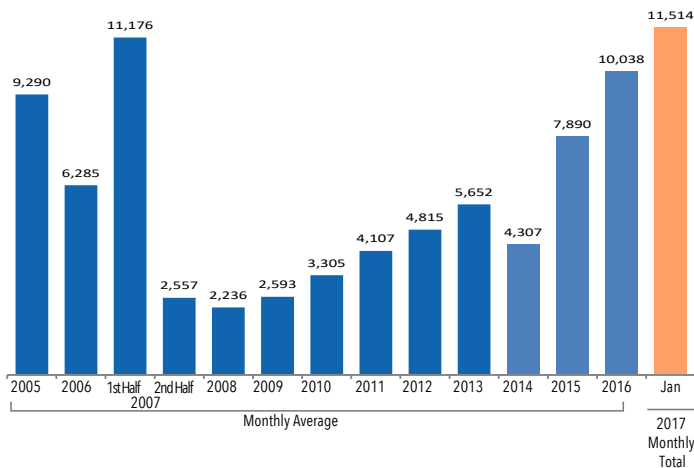
EXIT OF GOODS

- The Kerem Shalom crossing between Gaza and Israel operated for exiting goods on 20 out of 27 scheduled days, during daytime hours only.
- 281 truckloads of goods exited Gaza, 58% increase compared to the monthly average in 2016. However, the figure remains 64% below the monthly average in 2005 (before the blockade).
- Trucks exited to the following destinations:
 - 212 truckloads of agricultural products, 3 of clothing and 2 of furniture, to the West Bank;
 - 68 truckloads of agricultural products and scrap metal/aluminum to Israel;
 - 1 truckload of agricultural products to international markets.

Truckloads exiting Gaza



Truckloads entering Gaza



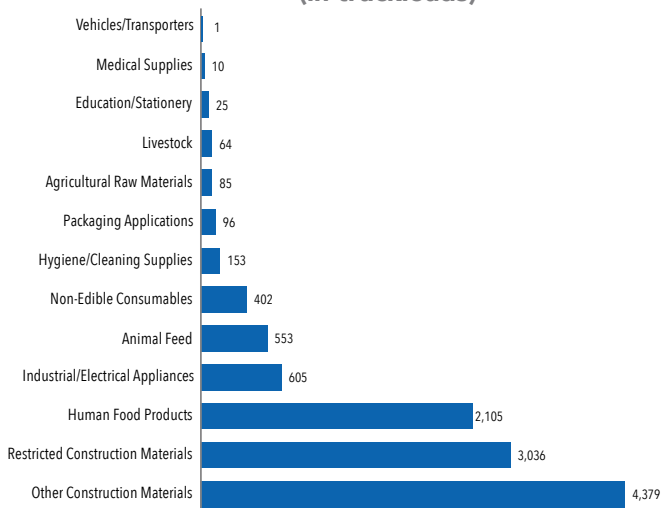
ENTRY OF GOODS

- Kerem Shalom, which is the only functional commercial route between Gaza and the external world, operated on 23 out of 27* scheduled days.
- Rafah commercial crossing exceptionally opened on four days, allowing 303 truckloads of various materials and 48 vehicles to enter Gaza.
- The volume of imports this month increased by 15%, compared to the monthly average in 2016.
- 2% of the truckloads of goods that entered in January were designated for humanitarian aid agencies.
- Out of 11,514 truckloads, 7,415 truckloads carried construction materials, constituting the largest category of imports (59%).
- These included 3,036 truckloads of materials defined by Israel as 'dual use' items, approved via the Gaza Reconstruction Mechanism (GRM).
- 417 different type of vehicles were allowed to enter via Erez crossing.
- Karni, Sufa and Nahal Oz crossings with Israel remained closed.

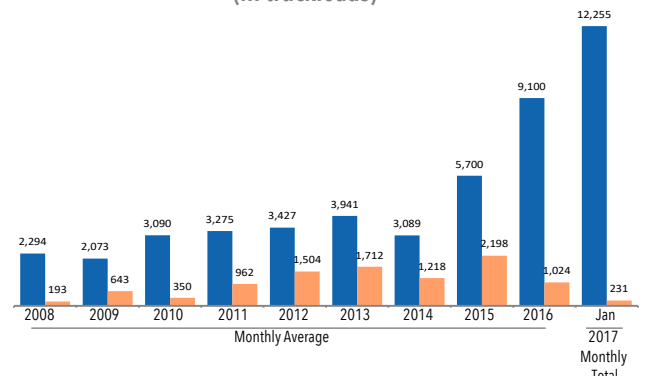
* Kerem Shalom crossing is open Sunday - Thursday.

** The above figures exclude truckloads of fuel, of which there were 972 in January.


Goods imported in January 2017 (in truckloads)



Humanitarian vs. commercial imports (in truckloads)



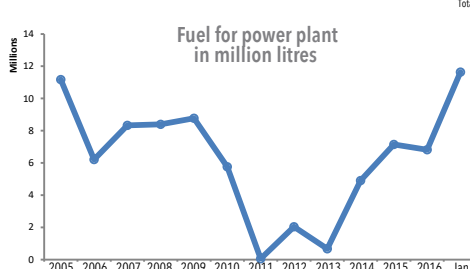
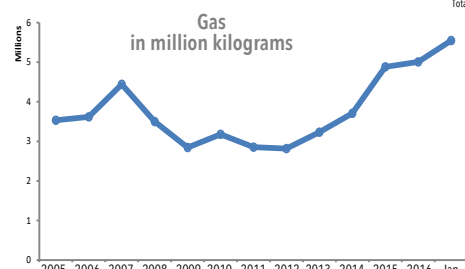
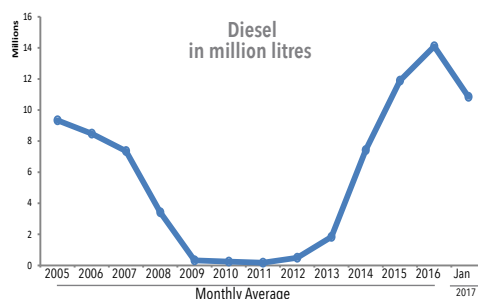
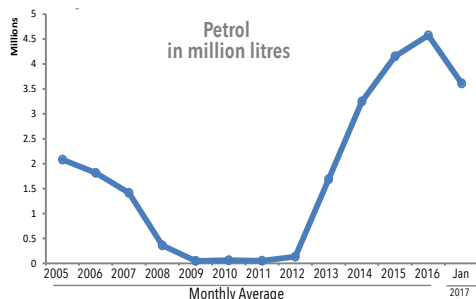
Entry of restricted basic construction materials in January per sector (in truckloads)*



* Primarily includes cement and steel bars; aggregates were removed from the "dual use" list in 2015.

** The GRM is a temporary agreement between the Government of Palestine and the Government of Israel, brokered by the United Nations in September 2014, to allow the entry of items defined by Israel as having a "dual" civilian/military use. These include building materials for repairs and reconstruction of private housing and infrastructure damaged or destroyed during hostilities, as well as new projects not related to hostilities.

FUEL IMPORTS INTO GAZA



FUEL IMPORTS

Kerem Shalom remained the only crossing available for the import of fuel, allowing the entry of:

- 14.5 million litres of petrol and diesel;
- 11.6 million litres of industrial fuel for the Gaza Power Plant; and
- 5,547 tons of cooking gas, which represents around 74% of the estimated needs of around 7,500 tons, according to the Gas Station Owners' Association. (January 2017 estimate).