

BACKGROUND

Longstanding restrictions on the movement of people and goods to and from Gaza have undermined the living conditions of 1.8 million Palestinians in Gaza. Many of the current restrictions, originally imposed in the early 1990s, were intensified after June 2007, following the Hamas takeover of Gaza and the imposition of a blockade by Israel. These restrictions have reduced access to livelihoods, essential services and housing, disrupted family life, and undermined the people's hopes for a secure and prosperous future. The situation has been further compounded by the restrictions imposed since June 2013 by the Egyptian authorities at Rafah Crossing, which had become the main crossing point used by Palestinians in the Gaza Strip given the above restrictions on the Israeli- controlled crossings.



MOVEMENT AND ACCESS OF PEOPLE*

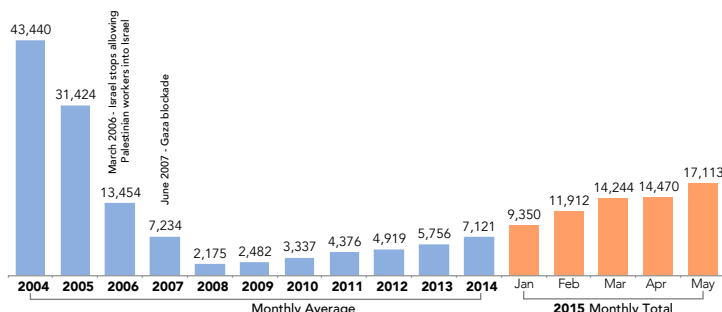
EREZ CROSSING

- Erez crossing was one of the two operating crossings during the month for passengers.
- Opened 25 days. "Opens during daytime (8:00 - 19:00)".
- Accessible only to permit holders, primarily medical and other humanitarian cases, merchants, and aid workers.
- Permits issued by Israeli authorities.

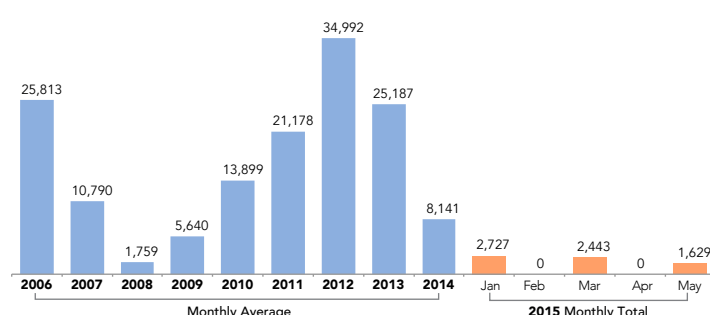
RAFAH CROSSING

- Rafah crossing opened for three days during May for people entering Gaza, no one was able to exit Gaza through the crossing.
- The crossing has been closed for all but 15 days since 24 October 2014, reportedly as a result of insecurity in the Sinai.
- The closure of the crossing is affecting at least 30,000 Palestinians registered to cross through.

EREZ : Number of crossings into Israel



RAFAH : Number of crossings in both directions

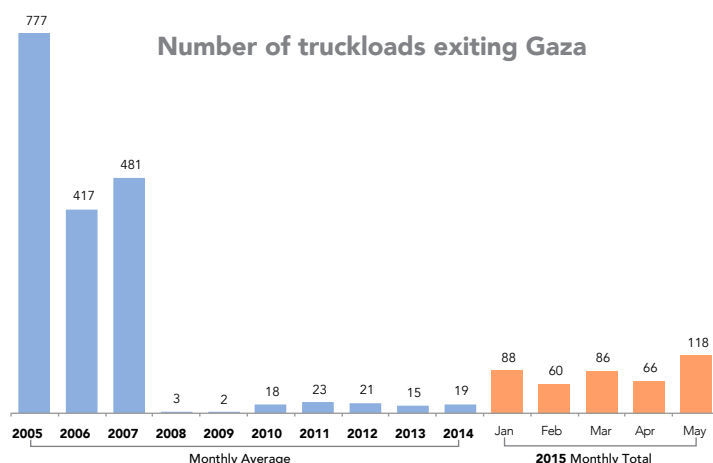


MOVEMENT OF GOODS FROM AND INTO GAZA

MOVEMENT OF GOODS

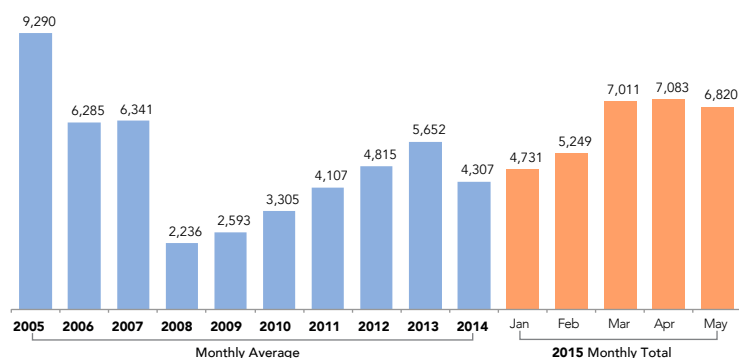
- Kerem Shalom crossing is the solely operating crossing for goods.
- Opens during daytime (08:00 - 19:00).
- Operated on 18 days for exit of goods from Gaza.
- 118 truckloads of goods exited Gaza in May as follows:
 - 57 truckloads transferred to West Bank markets.
 - 39 truckloads exported to Israeli markets.
 - 22 truckloads exported to international markets.

Number of truckloads exiting Gaza



* The figures reflect number of times people crossed, but not the actual number of people crossing.

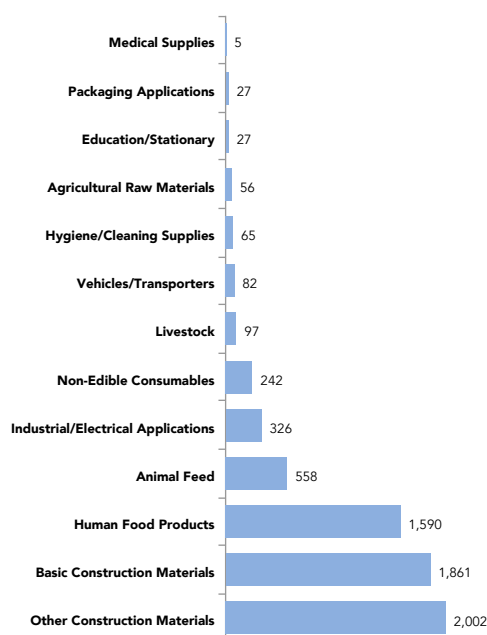
Number of truckloads entered Gaza



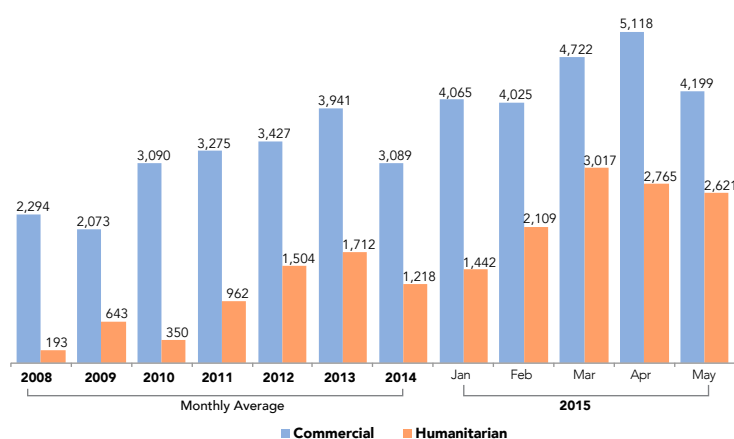
IMPORTS

- Operated on 20 days for importing goods into Gaza.
- 6,820 truckload of goods were allowed to enter Gaza in May 2015, of which 38% (2,621) were designated for aid agencies.
- 1,861 truckloads of basic construction materials were allowed to enter Gaza this month, compared with 2,279 truckloads in the previous month.
- Imports in May represent 55% of the volume of imported goods entered prior to the imposition of the Gaza blockade in June 2007.


Breakdown of goods imported in May 2015 (in truckloads)



Humanitarian vs commercial imports (in truckloads)



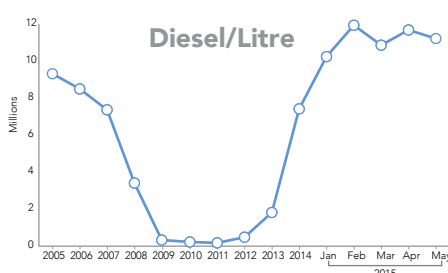
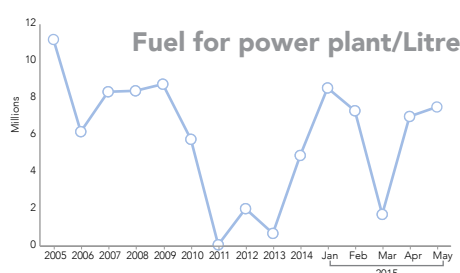
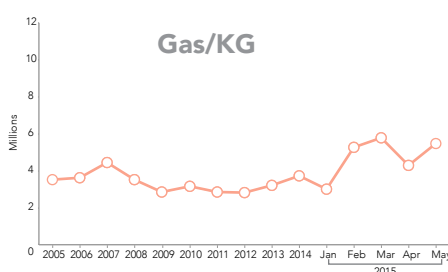
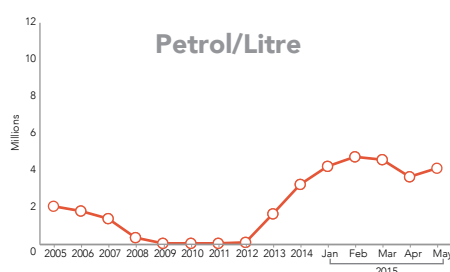
Entry of restricted basic construction materials in May 2015 per agency (in truckloads)*



* Primarily includes Aggregate, Cement and Steel bars.



FUEL IMPORTS INTO GAZA



FUEL IMPORTS

- Kerem Shalom crossing was the only crossing opened for entry of fuel.
- 15.3 million liters of fuel (petrol & diesel).
- 5,463 tons of cooking gas.
- 7.5 million liters of fuel imported for the Gaza Power Plant.