



UNITED NATIONS
Office for the Coordination of Humanitarian Affairs
occupied Palestinian territory

GAZA CRISIS RESPONSES

JUNE 2009

WHO IS DOING WHAT WHERE IN GAZA

Gaza Response Activity Database (GRAD) is established as a coordination tool for the sectors and clusters to be able to establish Who is doing What Where on an activity level since the Gaza crisis. The GRAD is an on-line database and is continuously updated by the agencies working in Gaza.

This summary gives an overview of the situation as reported 1 June. The report shows completed and ongoing activities.

The GRAD is presently being populated by the members of the sectors and clusters and the goal is a comprehensive mapping of all activities since the crisis, January 2009. A visit to the on-line database will provide you an up to date picture of the situation.

Please, visit <http://grad.unochaopt.org> and log-in with supplied user name and password.

For issuing of access to GRAD (even for browsing purposes only), or any other questions, please, contact utas@un.org or darawsheh@un.org

The data published is as of 1 June and limited to activities reported to GRAD

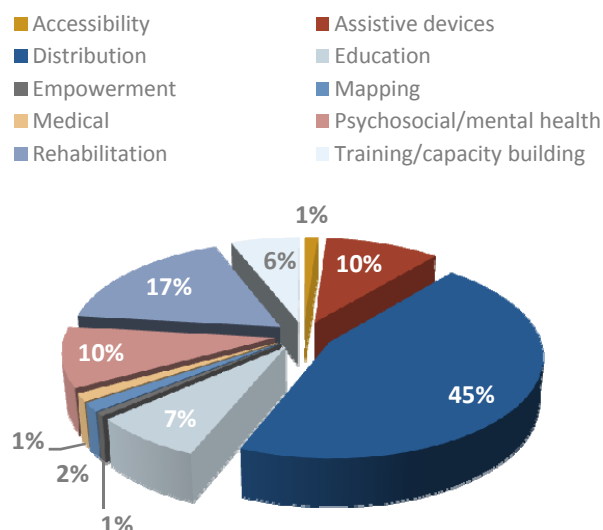
OF ACTIVITIES BY SECTOR

Sector	Completed	Ongoing	Planned	Grand Total
Agriculture*	16	9	2	27
Disability	435	182	32	659
Education	119	39	18	176
Food and nutrition	218	180	97	495
Health	46	305	33	384
Psychosocial and mental health	106	83	22	211
Shelter & non-food items	624	13	29	666
Water, Sanitation and Hygiene	484	87	17	588
Grand Total	2048	898	240	3206

* Data for Agriculture sector extracted from APIS, 1 June, 2009

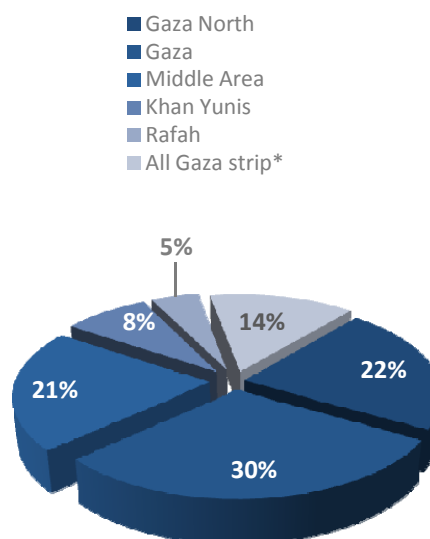
1. Activities per subsector

Distribution of completed and ongoing activities per subsector.



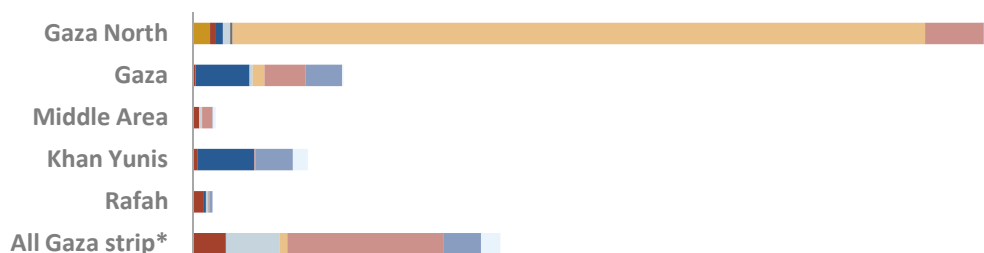
2. Activities per governorate

Distribution of completed and ongoing activities per governorate.



3. Beneficiaries per governorate

The number of beneficiaries registered for ongoing activities per governorate and subsector.



	All Gaza strip*	Rafah	Khan Yunis	Middle Area	Gaza	Gaza North
Accessibility			50			1241
Assistive devices	2403	750	250	466	183	450
Distribution	40	200	4227		3969	500
Education	3910	165		205	248	531
Empowerment		22				175
Mapping						
Medical	590				850	51000
Psychosocial/mental health	11474	100	100	757	3004	4316
Rehabilitation	2786	200	2710	30	2712	729
Training/capacity building	1430		1095	200	100	

* Activities reported covering all Gaza strip.

Note that all projects may not have beneficiaries registered.

The sector has **435** completed and **182** ongoing activities.

76% of ongoing activities in this sector have beneficiaries registered.

The data published is as of 1 June and limited to activities reported to GRAD



Gaza Crisis Disability Activities

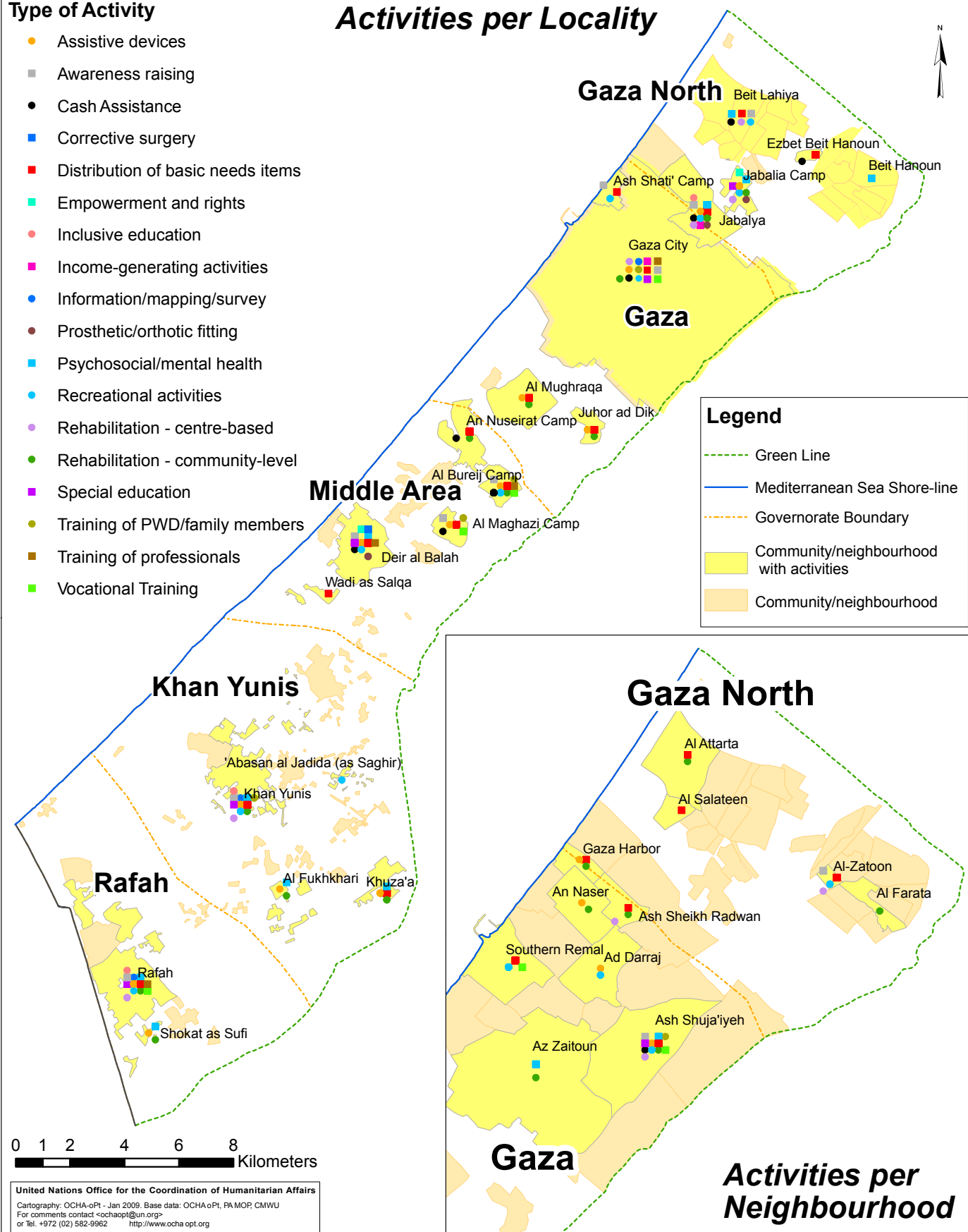
Completed and on-going

June 2009

Type of Activity

- Assistive devices
- Awareness raising
- Cash Assistance
- Corrective surgery
- Distribution of basic needs items
- Empowerment and rights
- Inclusive education
- Income-generating activities
- Information/mapping/survey
- Prosthetic/orthotic fitting
- Psychosocial/mental health
- Recreational activities
- Rehabilitation - centre-based
- Rehabilitation - community-level
- Special education
- Training of PWD/family members
- Training of professionals
- Vocational Training

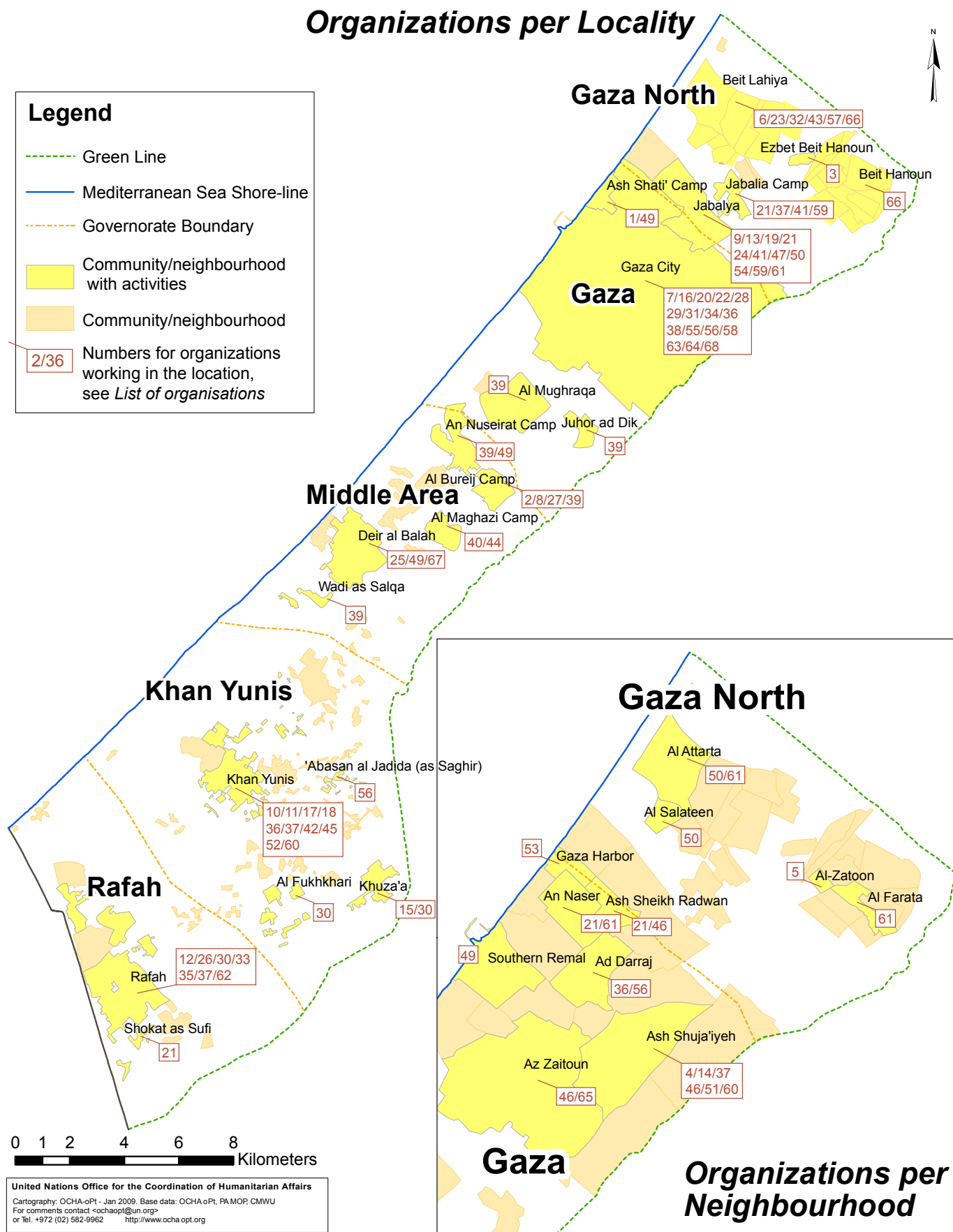
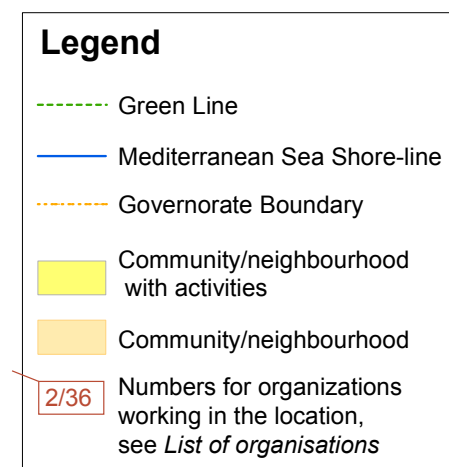
Activities per Locality



The data published is as of 1 June and limited to activities reported to GRAD



Organizations per Locality



The data published is as of 1 June and limited to activities reported to GRAD

List of organizations

Corresponding to number for organizations on map Disability Organizations

#	Organization
1	Abnona Society for Development
2	AFAQ Association for Community Development
3	Aknaf Beit Almaqdis Society Philanthropic
4	Al-Aqsa Association for Relief & Development
5	Al-Ataa" Benevolent Association
6	Al-Baqyat Al-Salehat Association
7	Al-Basma Club for Disabled
8	Al-Burij Society for Community Rehabilitation
9	Al-Falah Benevolent Society
10	Al-Mostaqbal Association for care and Rehabilitation of the Blind
11	Al-Mostaqbal Association for Violence Victims Care
12	Al-Raafa Association for Social Development & Handicapped Care
13	Al-Rahma Society for Charity
14	Altakaful Rehabilitation Center for Multi-Severe Disabilities
15	Al-Waleed Association for Handicaps
16	Al-Wefaq Relief & Development Society
17	Amera Society for Teaching and Developing Palestinian Women
18	Ard El-Insan Association
19	Assalama Charitable Society
20	Atfaluna Society for Deaf Children
21	Baitona for Community Development
22	Balsam Rehabilitation Society
23	Benevolent Dar Disabled Charity
24	Child Friends Society
25	Deir El-Balah Rehabilitation Society (DBRS)
26	El-Amal Rehabilitation Society - Rafah
27	El-Bureij Rehabilitation Society
28	El-Nour Rehabilitation Center for Visually Impaired
29	El-Nourain Society for Rehabilitation of the Disabled
30	El-Wedad Society for Community Rehabilitation
31	Faris Al-Arab Establishment for Development and Benevolent Works
32	Forget Me Not Centre (SOIR)
33	Friends Association for People with Special Needs
34	General Union of Disabled Palestinians
35	HAGAR
36	Handicap International
37	HelpAge International
38	Huda Charitable Society to Educate Women and Children
39	Humanness Succor Association
40	Islamic Palestinian Welfare Home Society
41	Jabalia Rehabilitation Society
42	Khan Younis Society for Rehabilitation and Training
43	Mabarret Phalastine Society
44	Maghazi Society for Community Rehabilitation
45	MAP
46	National Society For Rehabilitation
47	Nebras Alajjal for Development and Rehabilitation
48	Nussirat Rehabilitation and Social Training Association
49	Palestine Avenir for Childhood Foundation
50	Palestine Builders for Social Development
51	Palestine Children's Relief Fund
52	Palestine Red Crescent Society
53	Palestinian Association for Rehabilitation of Disabled
54	Palestinian Medical Relief Society
55	Palestinian Nutrition & Clinical Nutrition Association
56	Palestinian Paralympic Committee
57	Palestinian Physiotherapy Association
58	Peace Club for Disabled
59	Remedial Education Center
60	Right to Live Society for Down's Syndrome
61	Smile Society for Occupational Therapy
62	Society for the Care of Disabled Families
63	Society for the Care of the Handicapped
64	Society of Friends of the RCVI
65	Society of Physically Handicapped People
66	Swedish Organization for Individual Relief
67	Welfare Association
68	Zakher Society for Developing the Palestinian Woman's Abilities

The data published is as of 1 June and limited to activities reported to GRAD

4. Who is doing what where

Representation of organizations per governorate and ongoing activity with beneficiaries.

Activities	Gaza North	Gaza	Middle Area	Khan Yunis	Rafah	All Gaza strip *	Sum of Beneficiaries
Accessibility							1,291
Assistive devices							
Jabalia Rehabilitation Society							51
Distribution of basic needs items							
Nebras Alajjal for Development and Rehabilitation							670
Psychosocial/mental health							
Baitona for Community Development							100
Rehabilitation - community-level							
El-Wedad Society for Community Rehabilitation							50
Jabalia Rehabilitation Society							420
Assistive devices							4,502
Assistive devices							
Centre de Maintenance Medical et de Formation Technique							
El-Wedad Society for Community Rehabilitation							200
Friends Association for People with Special Needs							500
HAGAR							
Handicap International							
HelpAge International							900
Humanness Succor Association							
National Center for Community Rehabilitation							1,395
Palestinian Association for Rehabilitation of Disabled							
Welfare Association							466
Zakher Society for Developing the Palestinian Woman's Abilities							33
Information/mapping/survey							
Society of Friends of the RCVI							8
Prosthetic/orthotic fitting							
Artificial Limbs & Polio Centre							1,000
Distribution							8,936
Cash Assistance							
Benevolent Dar Disabled Charity							25
Society of Friends of the RCVI							40
Distribution of basic needs items							
Al-Aqsa Association for Relief & Development							3,619
Al-Ataa" Benevolent Association							350
Altakaful Rehabilitation Center for Multi-Severe Disabilities							100
Amera Society for Teaching and Developing Palestinian Women							4,227
Friends Association for People with Special Needs							200
General Union of Disabled Palestinians							20
Handicap International							
Huda Charitable Society to Educate Women and Children							130
Humanness Succor Association							
Palestine Builders for Social Development							200
Palestinian Association for Rehabilitation of Disabled							
Palestinian Medical Relief Society							
Recreational activities							
Al-Ataa" Benevolent Association							25
Education							5,059
Awareness raising							
Al-Ataa" Benevolent Association							100
Maghazi Society for Community Rehabilitation							180
Zakher Society for Developing the Palestinian Woman's Abilities							100
Distribution of basic needs items							
Society of Friends of the RCVI							300
Inclusive education							
El-Amal Rehabilitation Society - Rafah							
Khan Younis Society for Rehabilitation and Training							

* Activities reported covering all Gaza strip.

The data published is as of 1 June and limited to activities reported to GRAD

Activities	Gaza North	Gaza	Middle Area	Khan Yunis	Rafah	All Gaza strip*	Sum of Beneficiaries
Remedial Education Center							3,681
Psychosocial/mental health							
Remedial Education Center							120
Recreational activities							
Al-Ataa" Benevolent Association							70
Society of Friends of the RCVI							85
Rehabilitation - centre-based							
Remedial Education Center							15
Special education							
El-Amal Rehabilitation Society - Rafah							165
El-Nour Rehabilitation Center for Visually Impaired							
Jabalia Rehabilitation Society							95
Right to Live Society for Down's Syndrome							98
Society of Friends of the RCVI							25
Training of PWD/family members							
AFAQ Association for Community Development							25
Empowerment							197
Empowerment and rights							
Remedial Education Center							150
Income-generating activities							
Al-Falah Benevolent Society							25
El-Nour Rehabilitation Center for Visually Impaired							
Vocational Training							
El-Amal Rehabilitation Society - Rafah							22
Mapping							
Information/mapping/survey							
Handicap International							
Medical Aid for Palestinians							
Medical							52,440
Assistive devices							
Society of Friends of the RCVI							590
Income-generating activities							
Al-Falah Benevolent Society							51,000
Rehabilitation - community-level							
Society of Physically Handicapped People							850
Psychosocial/mental health							19,751
Psychosocial/mental health							
Baitona for Community Development							23
El-Wafa Medical Rehabilitation Hospital							
El-Wedad Society for Community Rehabilitation							200
Gaza Community Mental Health Program							
Jabalia Rehabilitation Society							613
Remedial Education Center							400
Society of Physically Handicapped People							10,724
Swedish Organization for Individual Relief							200
Welfare Association							630
Recreational activities							
AFAQ Association for Community Development							53
El-Amal Rehabilitation Society - Rafah							
General Union of Disabled Palestinians							4
Remedial Education Center							6,830
Training of PWD/family members							
Maghazi Society for Community Rehabilitation							60
Vocational Training							
AFAQ Association for Community Development							14
Rehabilitation							9,167
Awareness raising							
National Center for Community Rehabilitation							2,000
Right to Live Society for Down's Syndrome							400
Recreational activities							

* Activities reported covering all Gaza strip.

The data published is as of 1 June and limited to activities reported to GRAD

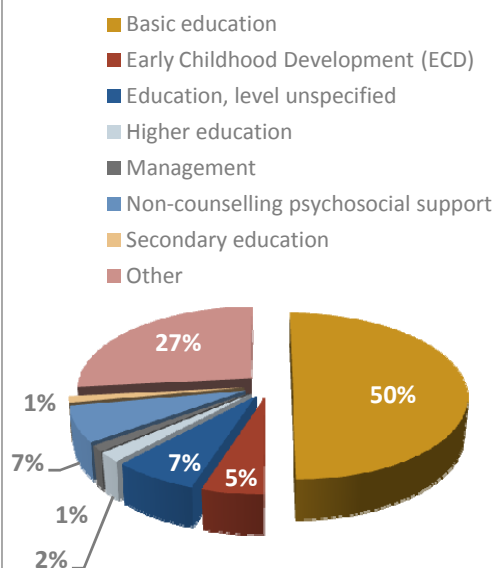
Activities	Gaza North	Gaza	Middle Area	Khan Yunis	Rafah	All Gaza strip*	Sum of Beneficiaries
Al-Basma Club for Disabled							45
Amera Society for Teaching and Developing Palestinian Women							240
Palestine Red Crescent Society							750
Right to Live Society for Down's Syndrome							595
Rehabilitation - centre-based							
Al-Aqsa Association for Relief & Development							
Al-Ataa" Benevolent Association							200
Al-Baqyat Al-Salehat Association							40
Amera Society for Teaching and Developing Palestinian Women							320
Baitona for Community Development							69
Balsam Rehabilitation Society							
El-Amal Rehabilitation Society - Rafah							
El-Wafa Medical Rehabilitation Hospital							
Nebras Alajjal for Development and Rehabilitation							
Remedial Education Center							20
Right to Live Society for Down's Syndrome							835
Society for the Care of Disabled Families							100
Society for the Care of the Handicapped							
Society of Friends of the RCVI							66
Rehabilitation - community-level							
Baitona for Community Development							93
El-Wedad Society for Community Rehabilitation							150
Humanness Succor Association							200
National Center for Community Rehabilitation							600
Palestine Red Crescent Society							1,065
Palestinian Association for Rehabilitation of Disabled							
Palestinian Medical Relief Society							344
Right to Live Society for Down's Syndrome							150
Society for the Care of the Handicapped							
Special education							
Al-Basma Club for Disabled							20
National Center for Community Rehabilitation							120
Training of PWD/family members							
Maghazi Society for Community Rehabilitation							30
Right to Live Society for Down's Syndrome							595
Society for the Care of the Handicapped							120
Training/capacity building							2,825
Awareness raising							
Amera Society for Teaching and Developing Palestinian Women							645
Inclusive education							
Khan Yunis Society for Rehabilitation and Training							
Training of professionals							
Ard El-Insan Association							
National Center for Community Rehabilitation							40
Society of Friends of the RCVI							590
Training of PWD/family members							
Medical Aid for Palestinians							450
National Center for Community Rehabilitation							800
Vocational Training							
Al-Raafa Association for Social Development & Handicapped Care							30
El-Nour Rehabilitation Center for Visually Impaired							
Islamic Palestinian Welfare Home Society							200
Right to Live Society for Down's Syndrome							70
Grand Total	58,942	11,066	1,658	8,432	1,437	22,633	104,168

* Activities reported covering all Gaza strip.

The data published is as of 1 June and limited to activities reported to GRAD

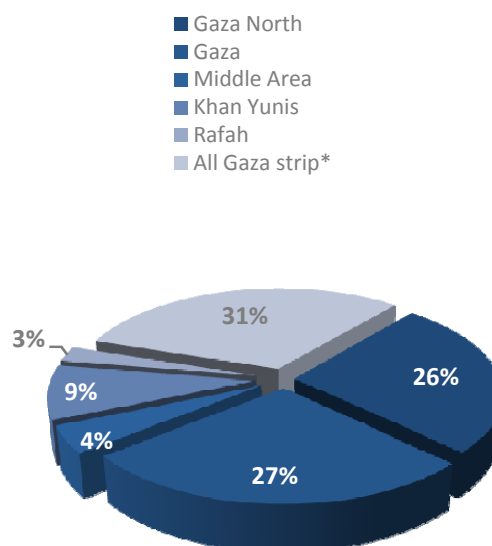
1. Activities per subsector

Distribution of completed and ongoing activities per subsector.



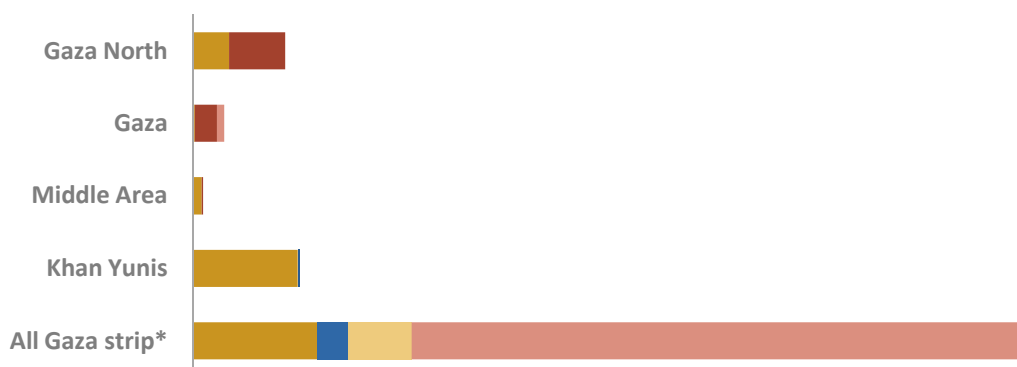
2. Activities per governorate

Distribution of completed and ongoing activities per governorate.



3. Beneficiaries per governorate

The number of beneficiaries registered for ongoing activities per governorate and subsector.



	All Gaza strip*	Khan Yunis	Middle Area	Gaza	Gaza North
Basic education	8084	6805	577	125	2366
Early Childhood Development (ECD)			92	1445	3631
Education, level unspecified		104			
Higher education					
Non-counselling psychosocial support	2000				
Secondary education	4100				
Other	40000			465	

* Activities reported covering all Gaza strip.

Note that all projects may not have beneficiaries registered.

The sector has **119** completed and **39** ongoing activities.

72% of ongoing activities in this sector have beneficiaries registered.

The data published is as of 1 June and limited to activities reported to GRAD



Activities per Locality

Type of Activity

- Coordination and capacity building
- Distribution of recreation material
- Provision of alternative education spaces
- Provision of school equipment (furniture etc)
- Repair of existing buildings
- School stationary
- Training and capacity building of education personnel

Gaza North

Gaza

Middle Area

Khan Yunis

Rafah

Gaza North

Gaza

Activities per Neighbourhood

Legend

- Green Line
- Mediterranean Sea Shore-line
- - - Governorate Boundary
- Community/neighbourhood with activities
- Community/neighbourhood

0 1 2 4 6 8 Kilometers

United Nations Office for the Coordination of Humanitarian Affairs
Cartography: OCHA-oPt - Jan 2009. Base data: OCHA oPt, PAMOP, CMWU
For comments contact <ochaopt@un.org>
or Tel. +972 (02) 582-9962 <http://www.ochaopt.org>

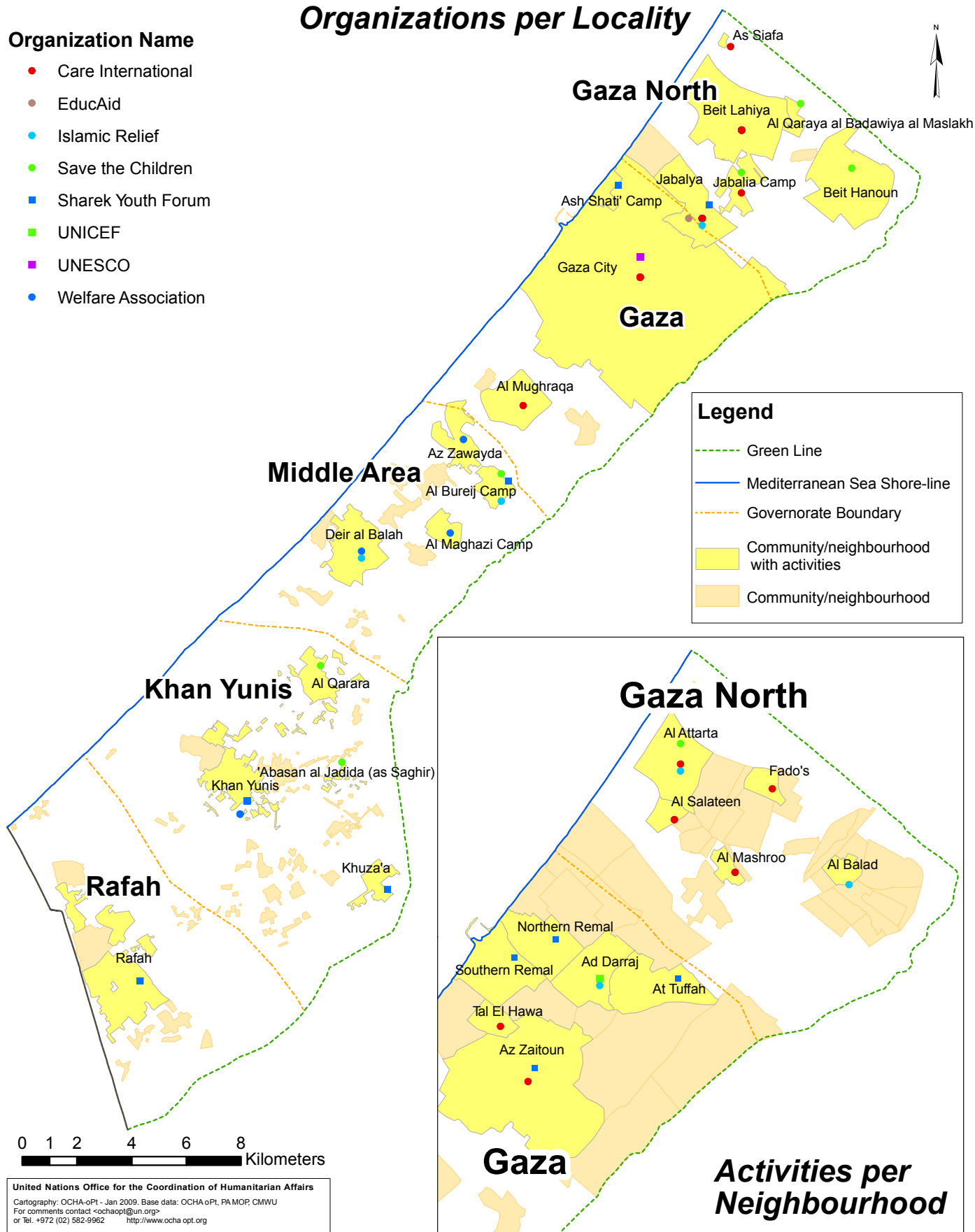
The data published is as of 1 June and limited to activities reported to GRAD



Organizations per Locality

Organization Name

- Care International
- EducAid
- Islamic Relief
- Save the Children
- Sharek Youth Forum
- UNICEF
- UNESCO
- Welfare Association



The data published is as of 1 June and limited to activities reported to GRAD

4. Who is doing what where

Representation of organizations per governorate and ongoing activity with beneficiaries.

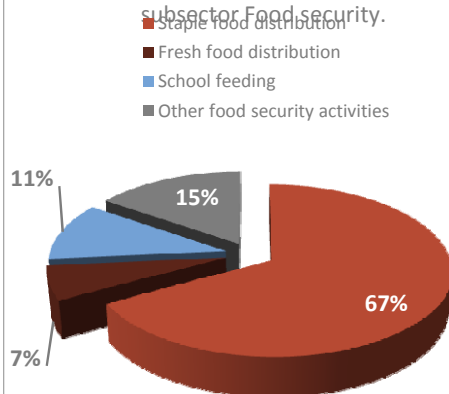
Activities	Gaza North	Gaza	Middle Area	Khan Yunis	All Gaza strip*	Sum of Beneficiaries
Basic education						17,957
Awareness/sensitization campaigns						
Tamer institute for community education						
Coordination and capacity building						
Save the Children						926
Provision of alternative education spaces						
Save the Children						7,285
Repair of existing buildings						
Islamic Relief						
School stationary						
Norwegian People's Aid						3,284
Training and capacity building of education personnel						
EducAid						
Welfare Association						1,662
Training of trainers						
Save the Children						4,800
Secondary education						4,100
Awareness/sensitization campaigns						
Tamer institute for community education						100
Provision of alternative education spaces						
Sharek Youth Forum/UNESCO						4,000
Higher education						
Provision of school equipment (furniture etc)						
UNESCO						
Early Childhood Development (ECD)						5,168
Coordination and capacity building						
Welfare Association						200
Distribution of recreation material						
Save the Children						3,631
Training and capacity building of education personnel						
Welfare Association						1,337
Education, level unspecified						104
School stationary						
Welfare Association						104
Non-counselling psychosocial support						2,000
Psychosocial support						
Tamer institute for community education						2,000
Other						40,465
Awareness/sensitization campaigns						
UNESCO						
Coordination and capacity building						
Welfare Association						165
Psychosocial support						
Islamic Relief						40,000
Welfare Association						300
Grand Total	5,997	2,035	669	6,909	54,184	69,794

* Activities reported covering all Gaza strip.

The data published is as of 1 June and limited to activities reported to GRAD

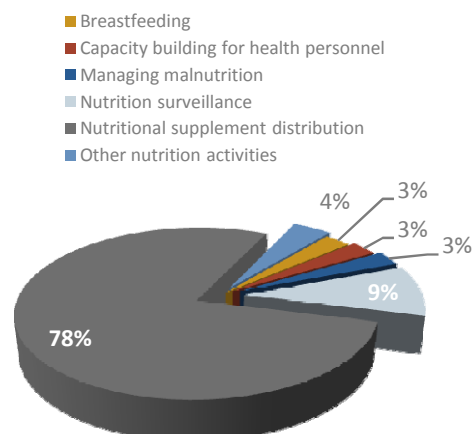
1. Activities in Food security

Distribution per type of activity for all completed and ongoing activities in the subsector Food security.



2. Activities in Nutrition

Distribution per type of activity for all completed and ongoing activities in the subsector Food security.



3. Who is doing what where

Representation of organizations per governorate and ongoing activity with beneficiaries.

Activities	Gaza North	Gaza	Middle Area	Khan Yunis	Rafah	All Gaza strip*	Total Sum of Beneficiary
Food security							
Other food security activities							
Action Against Hunger							3,010
School feeding							
Islamic Relief France							10,000
WFP/MoEHE							49,190
Staple food distribution							
Islamic Relief							11,200
United Nations Relief and Works Agency**							650,000
WFP/CHF International							198,997
WFP/MoSA							90,030
WFP/Oxfam Great Britain							47,400
Nutrition							
Capacity building for health personnel							
UNICEF							300
World Health Organization							
Managing malnutrition							
Ard el Ensan/UNICEF							
Medical Aid for Palestinians							3,900
Nutrition surveillance							
Medical Aid for Palestinians							
UNICEF							1,500
World Health Organization							
Nutritional supplement distribution							
Islamic Relief							5,000
Relief international							500
Other nutritional activities							
World Health Organization							

* Activities reported covering all Gaza strip.
** 240,884 beneficiaries are presently reported into GRAD by UNRWA

Note that all projects may not have beneficiaries registered.

Food security: 163 completed and 162 ongoing activities.
100% of ongoing Food security activities have beneficiaries registered.
Nutrition: 55 completed and 18 ongoing activities.
50% of ongoing activities in Nutrition have beneficiaries registered.

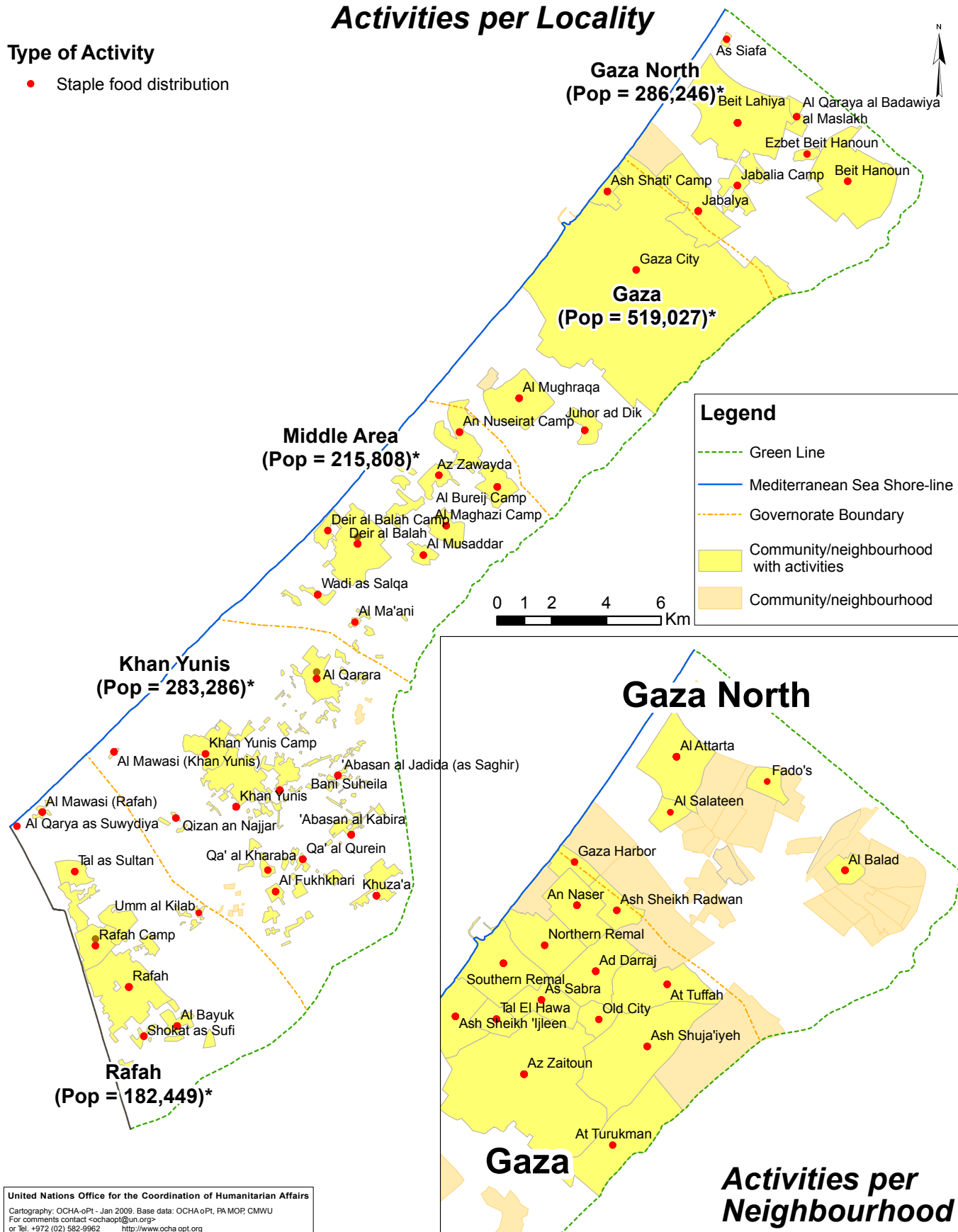
The data published is as of 1 June and limited to activities reported to GRAD



Activities per Locality

Type of Activity

- Staple food distribution



The data published is as of 1 June and limited to activities reported to GRAD



Activities per Locality

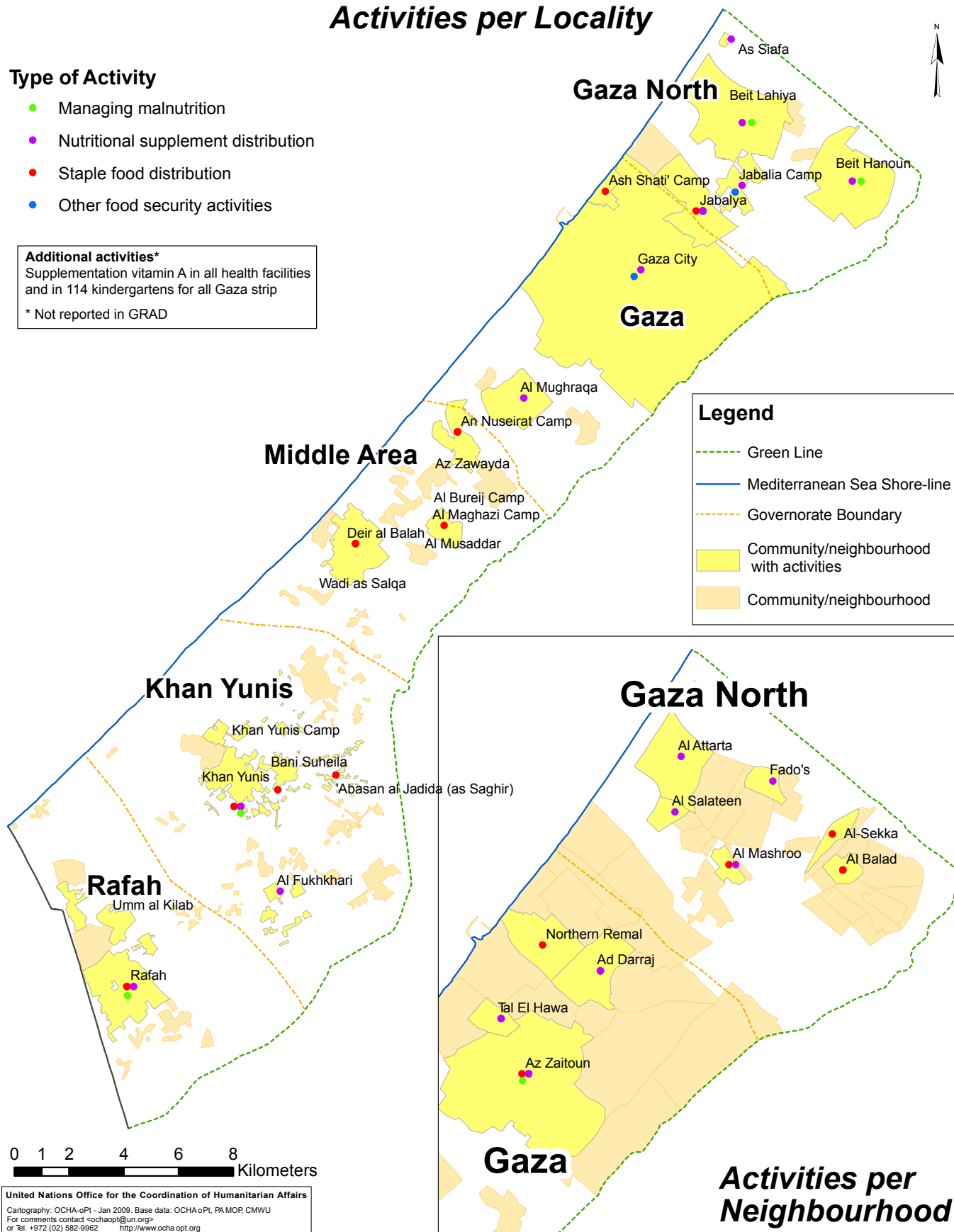
Type of Activity

- Managing malnutrition
- Nutritional supplement distribution
- Staple food distribution
- Other food security activities

Additional activities*

Supplementation vitamin A in all health facilities and in 114 kindergartens for all Gaza strip

* Not reported in GRAD



The data published is as of 1 June and limited to activities reported to GRAD



Activities per Locality

Implementing Partners

- WFP/MoEHE

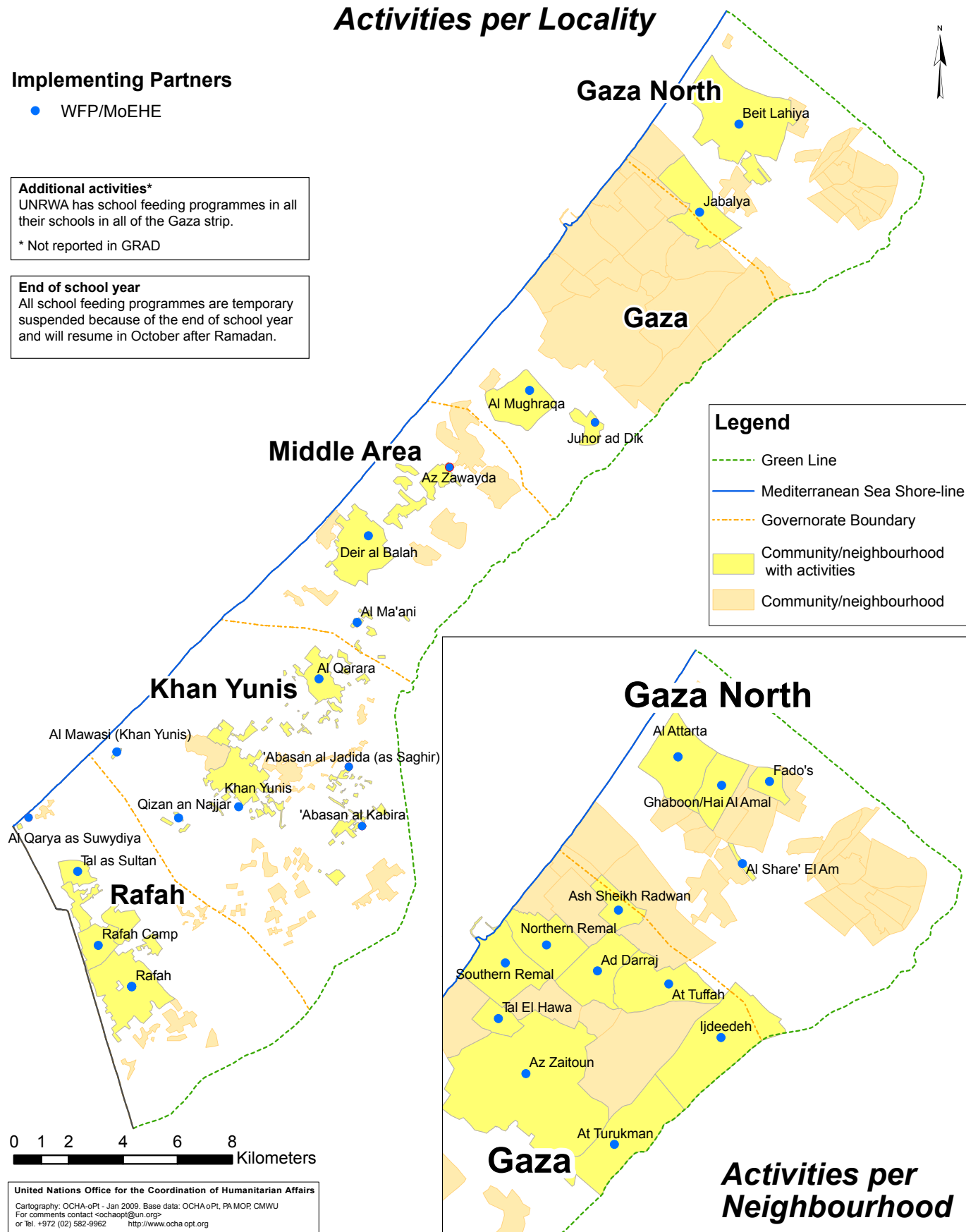
Additional activities*

UNRWA has school feeding programmes in all their schools in all of the Gaza strip.

* Not reported in GRAD

End of school year

All school feeding programmes are temporary suspended because of the end of school year and will resume in October after Ramadan.



The data published is as of 1 June and limited to activities reported to GRAD



Gaza Crisis

Food and Nutrition Organizations

with Completed and on-going activities

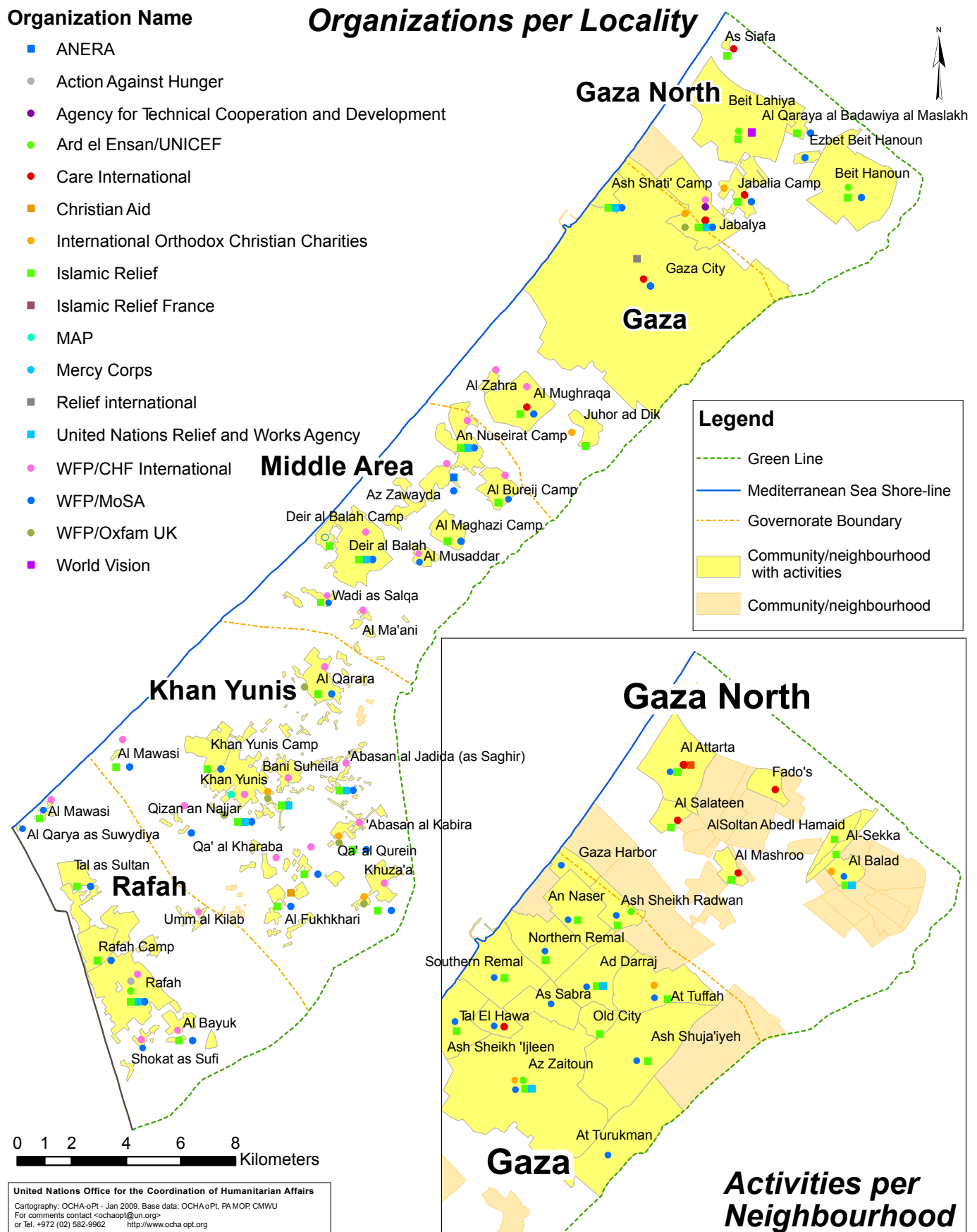
June 2009



Organization Name

- ANERA
- Action Against Hunger
- Agency for Technical Cooperation and Development
- Ard el Ensan/UNICEF
- Care International
- Christian Aid
- International Orthodox Christian Charities
- Islamic Relief
- Islamic Relief France
- MAP
- Mercy Corps
- Relief international
- United Nations Relief and Works Agency
- WFP/CHF International
- WFP/MoSA
- WFP/Oxfam UK
- World Vision

Organizations per Locality

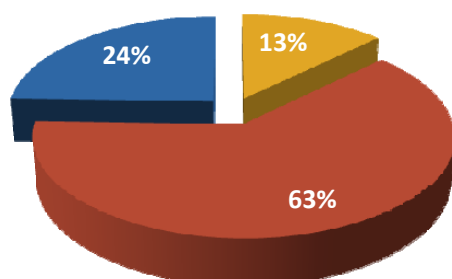


The data published is as of 1 June and limited to activities reported to GRAD

1. Activities per subsector

Distribution of completed and ongoing activities per subsector.

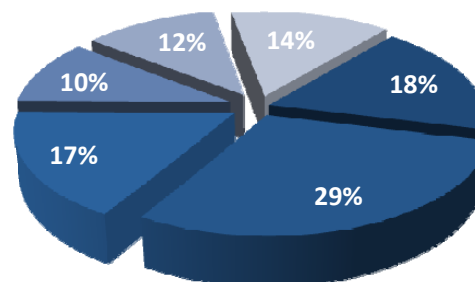
- Community Care
- Primary Care
- Secondary & Tertiary Care



2. Activities per governorate

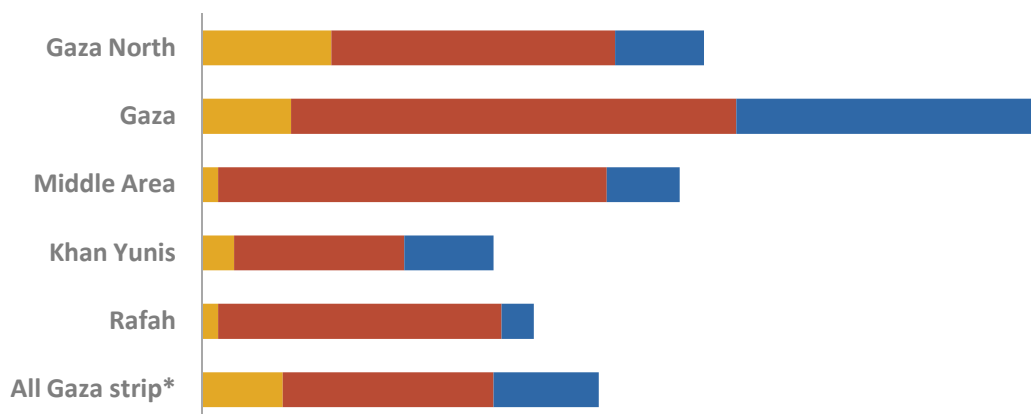
Distribution of completed and ongoing activities per governorate.

- Gaza North
- Gaza
- Middle Area
- Khan Yunis
- Rafah
- All Gaza strip*



3. Activities per governorate

The number of completed and ongoing activities per governorate and subsector.



	All Gaza strip*	Rafah	Khan Yunis	Middle Area	Gaza	Gaza North
Community Care	10	2	4	2	11	16
Primary Care	26	35	21	48	55	35
Secondary & Tertiary Care	13	4	11	9	38	11

* Activities reported covering all Gaza strip.

Note that all projects may not have beneficiaries registered.

The sector has **46** completed and **305** ongoing activities.

4% of ongoing activities in this sector have beneficiaries registered.

The data published is as of 1 June and limited to activities reported to GRAD



Gaza Crisis Health Activities

Completed and on-going

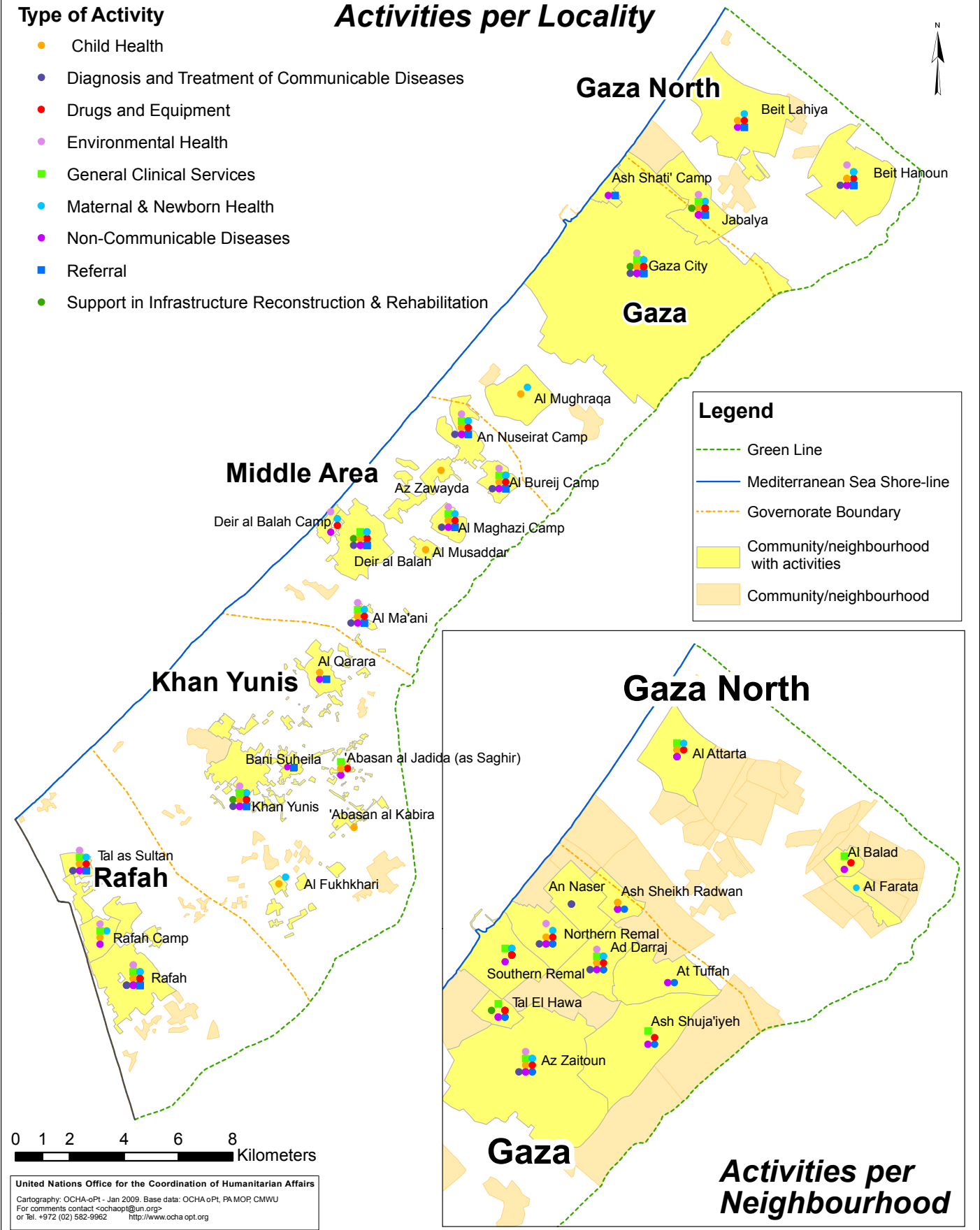


June 2009

Type of Activity

- Child Health
- Diagnosis and Treatment of Communicable Diseases
- Drugs and Equipment
- Environmental Health
- General Clinical Services
- Maternal & Newborn Health
- Non-Communicable Diseases
- Referral
- Support in Infrastructure Reconstruction & Rehabilitation

Activities per Locality



The data published is as of 1 June and limited to activities reported to GRAD



Gaza Crisis Health Organizations

with Completed and on-going activities

June 2009

**OrganizationName**

- Care International
- Diakonia
- HWC
- Handicap International
- Internation Medical Corps
- ICRC
- Islamic Relief
- Italian Cooperation
- MDM - Spain
- MDM-France
- MSF-F
- Merlin
- PRCS
- Premiere Urgence
- Save the Children
- UNICEF
- UNFPA
- UNRWA
- WHO

Organizations per Locality**Gaza North**

Beit Lahiya
Ash Shati' Camp
Jabalya
Gaza City

Middle Area

Al Mughraqa
An Nuseirat Camp
Az Zawayda
Al Bureij Camp
Al Maghazi Camp
Al Musaddar
Deir al Balah
Deir al Balah
Al Ma'ani
Al Qarara

Khan Yunis

Abasan al Jadida (as Saghir)
Bani Suhella
Khan Yunis
'Abasan al Kabira
Al Fukhkhari

Rafah

Tal as Sultan
Rafah Camp
Rafah

Legend

- Green Line
- Mediterranean Sea Shore-line
- - - Governorate Boundary
- Community/neighbourhood with activities
- Community/neighbourhood

Gaza North

Al Attarta
Al Balad
Al Farata
An Naser
Ash Sheikh Radwan
Northern Remal
Ad Darraj
At Tuffah
Southern Remal
Tal El Hawa
Ash Shuja'iyyeh
Az Zaitoun

Gaza**Activities per
Neighbourhood**

0 1 2 4 6 8 Kilometers

United Nations Office for the Coordination of Humanitarian Affairs
Cartography: OCHA-oPt - Jan 2009. Base data: OCHA oPt, PA, MOP, CMWU
For comments contact: <ochaopt@un.org>
or Tel. +972 (02) 582-9962 http://www.ochaopt.org

The data published is as of 1 June and limited to activities reported to GRAD

4. Who is doing what where

Representation of organizations per governorate and ongoing activity with number of activities

Activities	Gaza North	Gaza	Middle Area	Khan Yunis	Rafah	All Gaza strip*	# of activities
Community Care							34
Diagnosis and Treatment of Communicable Diseases							
Islamic Relief							1
Drugs and Equipment							
Islamic Relief							1
Environmental Health							
MDM-France							1
General Clinical Services							
Diakonia							4
MSF-F							8
Maternal & Newborn Health							
Save the Children							5
United Nations Population Fund							2
Non-Communicable Diseases							
Diakonia							4
Merlin							3
MSF-F							5
Primary Care							199
Child Health							
HWC							5
Internation Medical Corps							2
MSF-F							1
UNICEF							9
United Nations Relief and Works Agency							16
Diagnosis and Treatment of Communicable Diseases							
United Nations Relief and Works Agency							14
Welfare Association							1
Drugs and Equipment							
Internation Medical Corps							2
MDM-France							1
United Nations Relief and Works Agency							15
World Health Organization							3
Environmental Health							
United Nations Relief and Works Agency							15
General Clinical Services							
Internation Medical Corps							3
MDM-France							1
Merlin							2
MSF-F							3
United Nations Relief and Works Agency							14
Welfare Association							1
World Health Organization							2
Maternal & Newborn Health							
HWC							4
United Nations Population Fund							3

* Activities reported covering all Gaza strip.

The data published is as of 1 June and limited to activities reported to GRAD

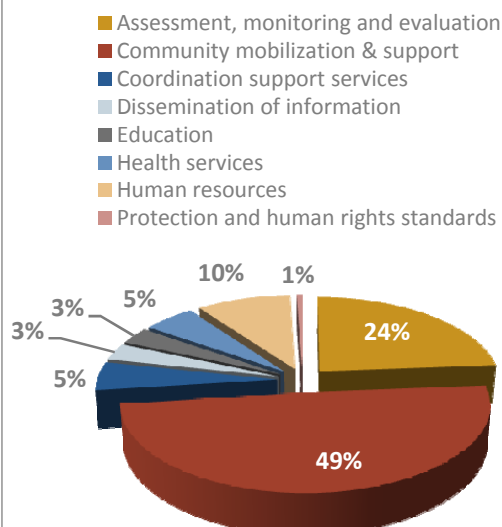
Activities	Gaza North	Gaza	Middle Area	Khan Yunis	Rafah	All Gaza strip*	# of activities
United Nations Relief and Works Agency							15
Non-Communicable Diseases							
HWC							4
International Medical Corps							3
Merlin							1
United Nations Population Fund							14
United Nations Relief and Works Agency							15
Referral							
United Nations Population Fund							13
United Nations Relief and Works Agency							16
Support in Infrastructure Reconstruction & Rehabilitation							
Islamic Relief							1
Secondary & Tertiary Care							72
Child Health							
UNICEF							12
United Nations Population Fund							1
Drugs and Equipment							
Italian Cooperation							1
United Nations Population Fund							7
World Health Organization							4
Environmental Health							
Welfare Association							1
General Clinical Services							
Diakonia							1
HWC							1
International Committee of the Red Cross							1
Jordanian Government							1
MDM - Spain							1
MDM-France							3
Palestine Red Crescent Society							1
United Nations Population Fund							5
World Health Organization							4
Maternal & Newborn Health							
UNICEF							11
World Health Organization							2
Non-Communicable Diseases							
Jordanian Government							1
Palestine Red Crescent Society							1
World Health Organization							2
Referral							
Handicap International							2
HWC							1
Palestine Red Crescent Society							1
World Health Organization							2
Support in Infrastructure Reconstruction & Rehabilitation							
United Nations Population Fund							5
Grand Total	54	94	54	35	41	27	305

* Activities reported covering all Gaza strip.

The data published is as of 1 June and limited to activities reported to GRAD

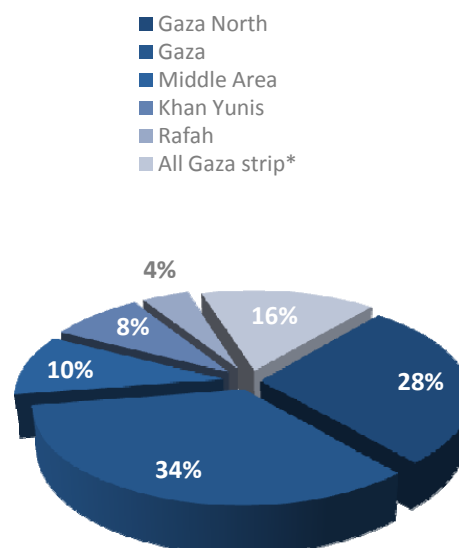
1. Activities per subsector

Distribution of completed and ongoing activities per subsector.



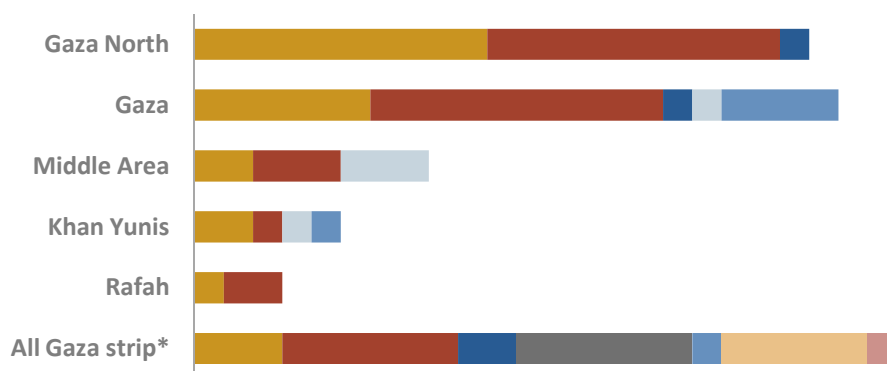
2. Activities per governorate

Distribution of completed and ongoing activities per governorate.



3. Activities per governorate

The number of activities registered for ongoing activities per governorate and subsector.



	All Gaza strip*	Rafah	Khan Yunis	Middle Area	Gaza	Gaza North
Assessment, monitoring and evaluation	3	1	2	2	6	10
Community mobilization & support	6	2	1	3	10	10
Coordination support services	2				1	1
Dissemination of information			1	3	1	
Education	6					
Health services	1		1		4	
Human resources	5					
Protection and human rights standards	1					

* Activities reported covering all Gaza strip.

Note that all projects may not have beneficiaries registered.

The sector has **106** completed and **83** ongoing activities.

46% of ongoing activities in this sector have beneficiaries registered.

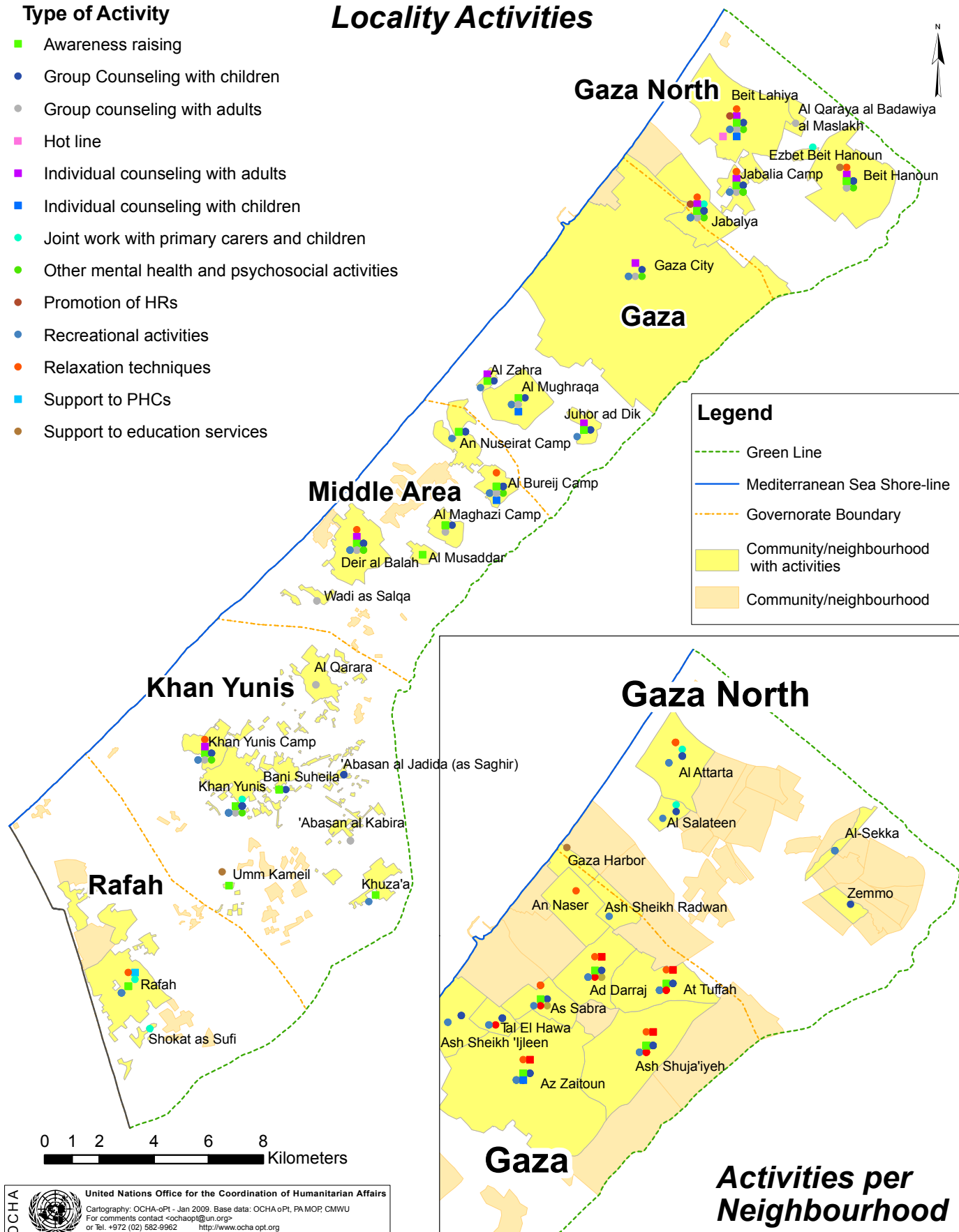
The data published is as of 1 June and limited to activities reported to GRAD



Type of Activity

- Awareness raising
- Group Counseling with children
- Group counseling with adults
- Hot line
- Individual counseling with adults
- Individual counseling with children
- Joint work with primary carers and children
- Other mental health and psychosocial activities
- Promotion of HRs
- Recreational activities
- Relaxation techniques
- Support to PHCs
- Support to education services

Locality Activities



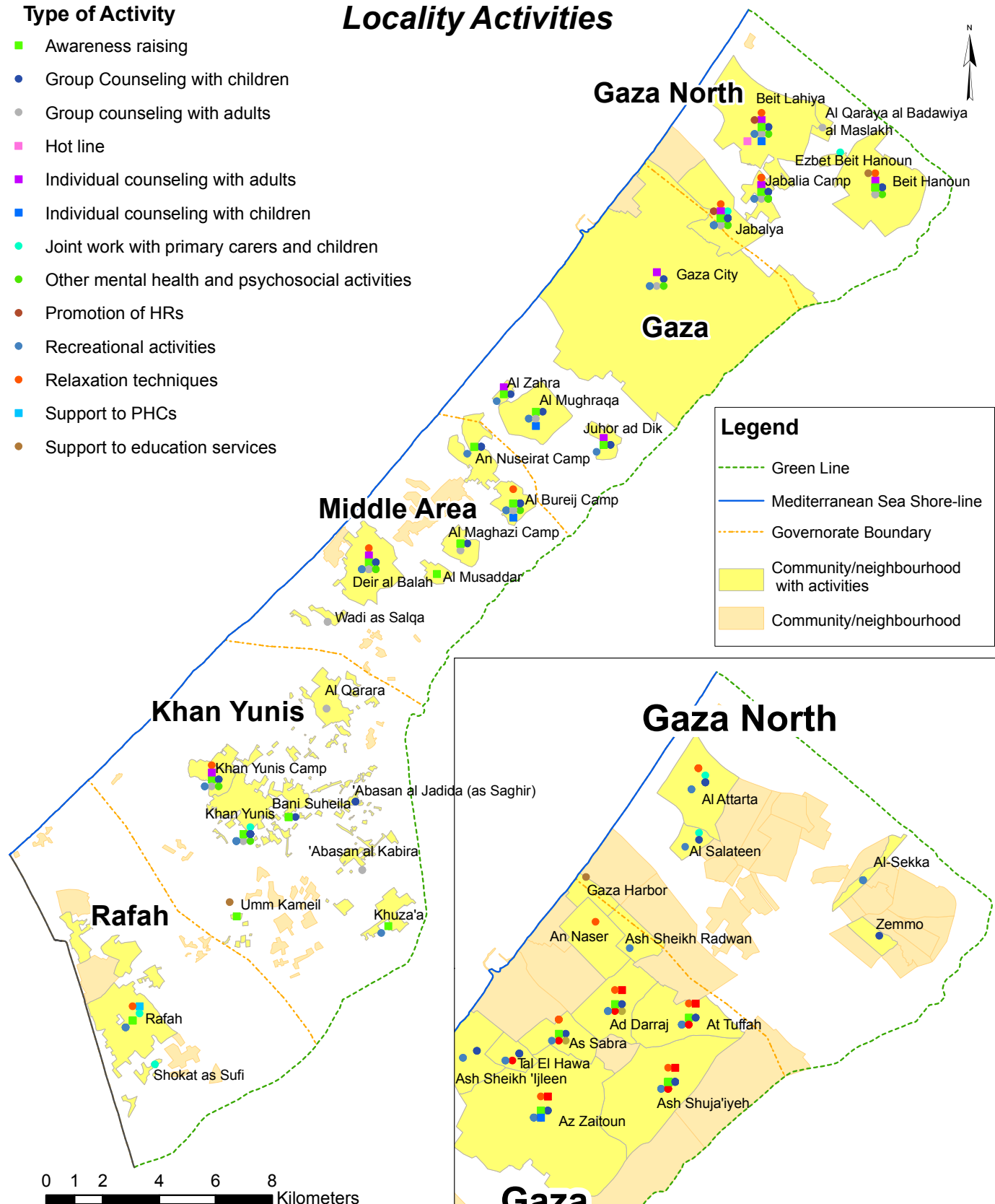
The data published is as of 1 June and limited to activities reported to GRAD



Type of Activity

- Awareness raising
- Group Counseling with children
- Group counseling with adults
- Hot line
- Individual counseling with adults
- Individual counseling with children
- Joint work with primary carers and children
- Other mental health and psychosocial activities
- Promotion of HRs
- Recreational activities
- Relaxation techniques
- Support to PHCs
- Support to education services

Locality Activities



Activities per Neighbourhood

The data published is as of 1 June and limited to activities reported to GRAD

4. Who is doing what where

Representation of organizations per governorate and ongoing activity with beneficiaries.

Activities	Gaza North	Gaza	Middle Area	Khan Yunis	Rafah	All Gaza strip*	Sum of Beneficiaries
Assessment, monitoring and evaluation							90,234
Awareness raising							
CTCCM							200
Coordination support services							
UNICEF							
World Health Organization							
Group counseling with adults							
United Nations Population Fund							6,900
Group Counseling with children							
Islamic Relief							80,000
Other mental health and psychosocial activities							
UNICEF							
CMBM							164
Relaxation techniques							
CMBM							339
Social work							
Welfare Association							2,481
Support to education services							
CMBM							150
Community mobilization & support							8,846
Awareness raising							
United Nations Population Fund							
World Health Organization							
Group counseling with adults							
Islamic Relief							
United Nations Population Fund							30
Group Counseling with children							
CTCCM							150
Islamic Relief							
Medical Aid for Palestinians							
Individual counseling with children							
Medical Aid for Palestinians							8,000
Joint work with primary carers and children							
Islamic Relief							
Other mental health and psychosocial activities							
Medical Aid for Palestinians							500
Promotion of HRs							
World Health Organization							
Recreational activities							
ANERA							166
Coordination support services							90
Joint work with primary carers and children							

* Activities reported covering all Gaza strip.

The data published is as of 1 June and limited to activities reported to GRAD

	Gaza North	Gaza	Middle Area	Khan Yunis	Rafah	All Gaza strip*	Sum of
Activities							
Medical Aid for Palestinians							
Other mental health and psychosocial activities							
Medical Aid for Palestinians							
Recreational activities							
ANERA							
Dissemination of information							1,
Awareness raising							
Medical Aid for Palestinians							
Psychosocial support agency							1,
Education							
Joint work with primary carers and children							
World Health Organization							
Support to education services							
World Health Organization							
Health services							
Group counseling with adults							
United Nations Population Fund							
Other mental health and psychosocial activities							
CMBM							
Recreational activities							
ANERA							
Human resources							
Other mental health and psychosocial activities							
World Health Organization							
Promotion of HRs							
United Nations Population Fund							
Support to PHCs							
World Health Organization							
Protection and human rights standards							
Promotion of HRs							
World Health Organization							
Grand Total	597	10,340	7,400	80,014	22	2,591	100,

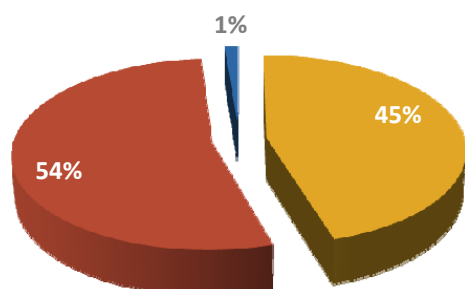
* Activities reported covering all Gaza strip.

The data published is as of 1 June and limited to activities reported to GRAD

1. Activities per subsector

Distribution of completed and ongoing activities per subsector.

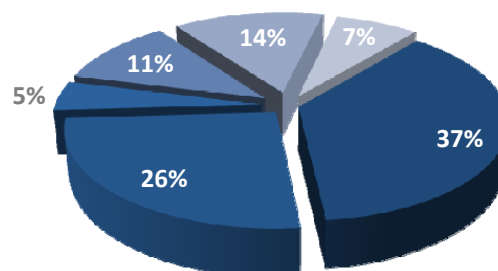
- NFI - Emergency Shelter
- NFI (Non-shelter) distribution
- Shelter Repair/Rehabilitation



2. Activities per governorate

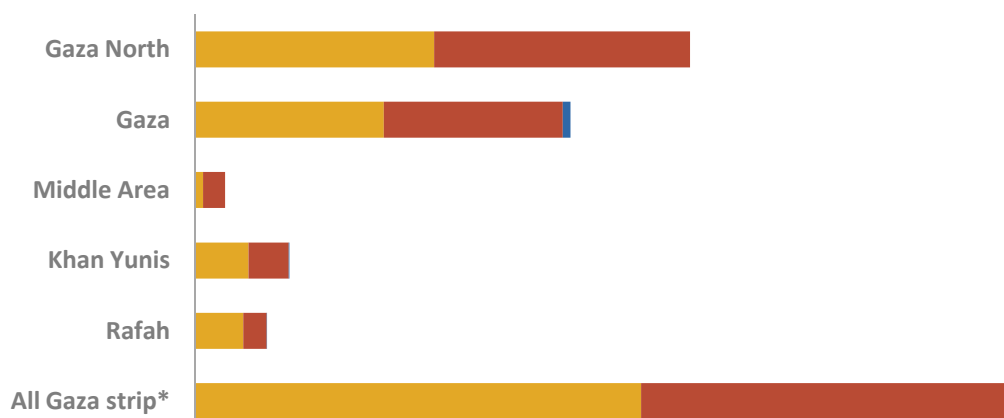
Distribution of completed and ongoing activities per governorate.

- Gaza North
- Gaza
- Middle Area
- Khan Yunis
- Rafah
- All Gaza strip*



3. Activities per governorate

The number of completed and ongoing activities per governorate.



	All Gaza strip*	Rafah	Khan Yunis	Middle Area	Gaza	Gaza North
■ NFI - Emergency Shelter	238231	25824	28579	4238	100877	127684
■ NFI (Non-shelter) distribution	199967	12366	21449	11845	95523	136660
■ Shelter Repair/Rehabilitation		52	306		4053	

* Activities reported covering all Gaza strip.

Note that all projects may not have beneficiaries registered.

The sector has **624** completed and **13** ongoing activities.

100% of ongoing activities in this sector have beneficiaries registered.

The data published is as of 1 June and limited to activities reported to GRAD



Gaza Crisis Shelter / NFI Activities

Completed and on-going

June 2009



Type of Activity

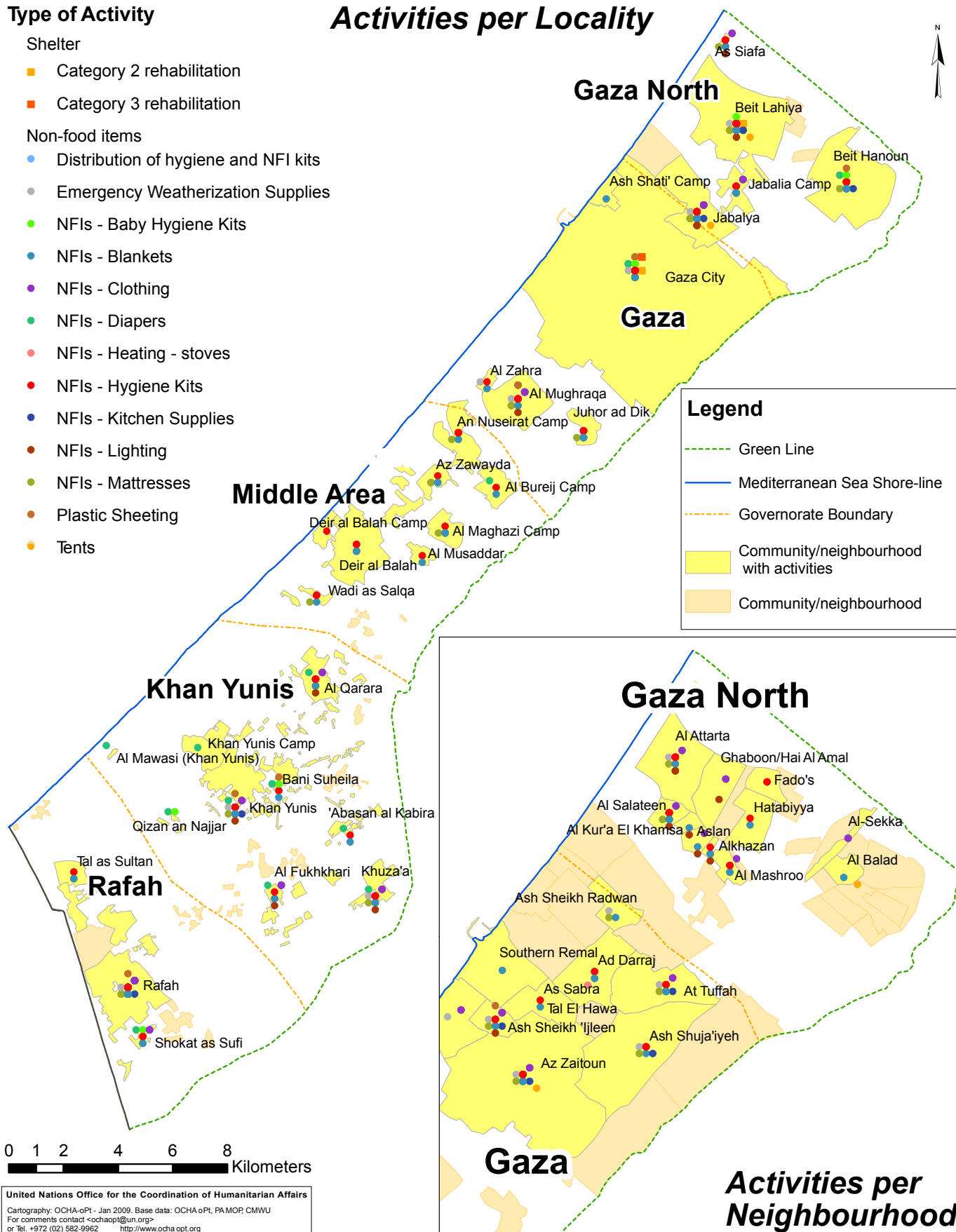
Shelter

- Category 2 rehabilitation
- Category 3 rehabilitation

Non-food items

- Distribution of hygiene and NFI kits
- Emergency Weatherization Supplies
- NFIs - Baby Hygiene Kits
- NFIs - Blankets
- NFIs - Clothing
- NFIs - Diapers
- NFIs - Heating - stoves
- NFIs - Hygiene Kits
- NFIs - Kitchen Supplies
- NFIs - Lighting
- NFIs - Mattresses
- Plastic Sheeting
- Tents

Activities per Locality



The data published is as of 1 June and limited to activities reported to GRAD



Gaza Crisis Shelter / NFI Organizations

with Completed and on-going activities

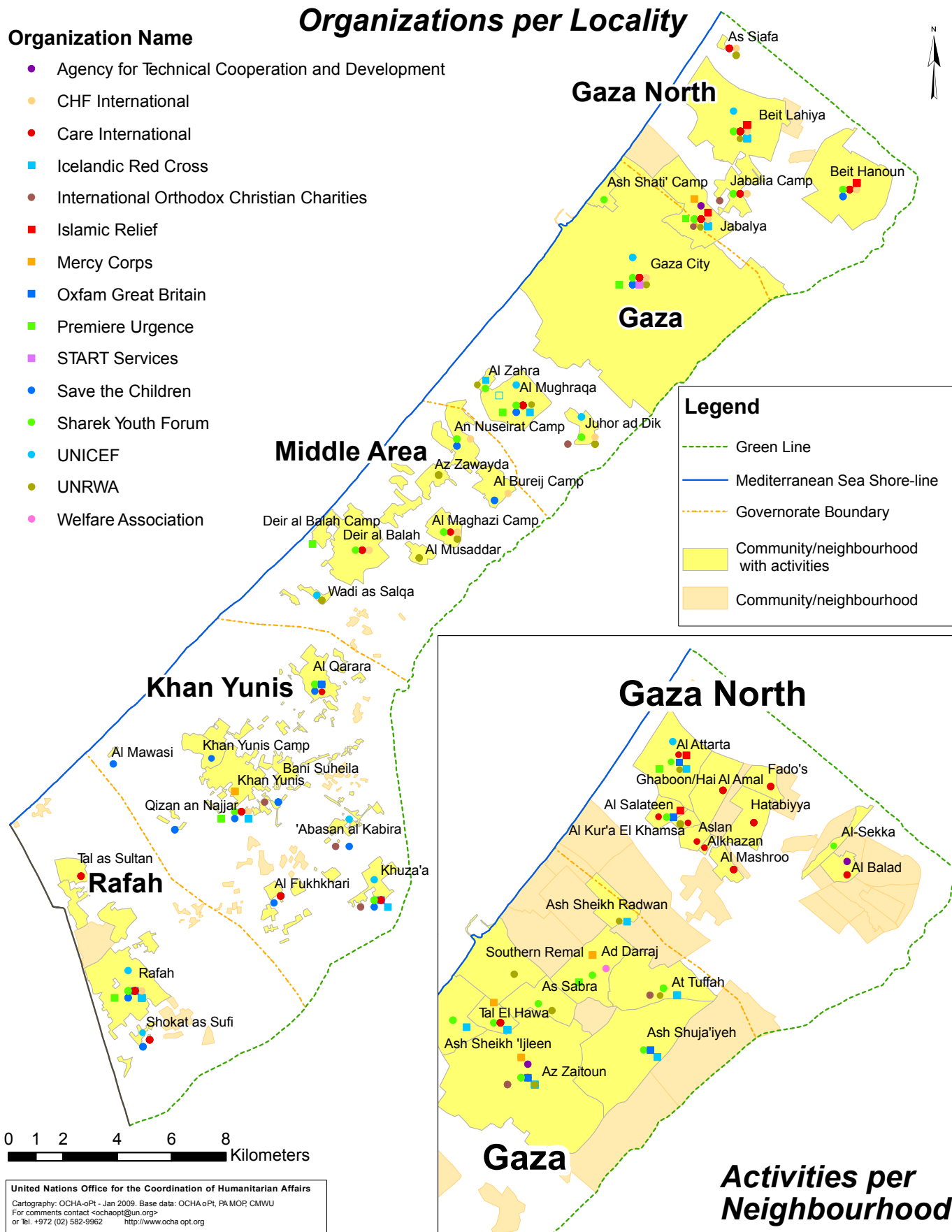
June 2009



Organization Name

- Agency for Technical Cooperation and Development
- CHF International
- Care International
- Icelandic Red Cross
- International Orthodox Christian Charities
- Islamic Relief
- Mercy Corps
- Oxfam Great Britain
- Premiere Urgence
- START Services
- Save the Children
- Sharek Youth Forum
- UNICEF
- UNRWA
- Welfare Association

Organizations per Locality



The data published is as of 1 June and limited to activities reported to GRAD

4. Who is doing what where: Completed & ongoing activities

Representation of organizations per governorate and ongoing and completed activity with beneficiaries.

Activities	Gaza North	Gaza	Middle Area	Khan Yunis	Rafah	All Gaza strip *	Sum of Beneficiaries
NFI - Emergency Shelter							525,433
Category 2 rehabilitation							
Care International							403
Emergency Weatherization Supplies							
Handicap International							1,000
Icelandic Red Cross							52,061
NFIs - Baby Hygiene Kits							
Care International							1,624
NFIs - Blankets							
Care International							49,558
Handicap International							1,480
Icelandic Red Cross							27,369
Islamic Relief							70,000
Islamic Relief France							14,800
Mercy Corps							10,641
Norwegian People's Aid							1,500
United Nations Relief and Works Agency							6,678
NFIs - Clothing							
Care International							20
Norwegian People's Aid							3,284
Welfare Association							175
NFIs - Diapers							
Handicap International							2,900
NFIs - Heating - stoves							
Welfare Association							175
NFIs - Hygiene Kits							
Action Against Hunger							
Care International							32,553
Handicap International							1,000
Icelandic Red Cross							27,369
Oxfam Great Britain							2,089
Premiere Urgence							145
UNICEF							56,000
NFIs - Kitchen Supplies							
Icelandic Red Cross							25,445
Islamic Relief							70,000
Norwegian People's Aid							8,000
NFIs - Lighting - candles, flashlights, etc							
Care International							11,456
Handicap International							1,200
NFIs - Mattresses							
Handicap International							230
Icelandic Red Cross							27,369
Islamic Relief							660
United Nations Relief and Works Agency							6,678
Plastic Sheeting							
Care International							6,872
Handicap International							1,200
Save the Children							1,519
Tents							
Agency for Technical Cooperation and Development							1,400
Islamic Relief							80

* Activities reported covering all Gaza strip.

The data published is as of 1 June and limited to activities reported to GRAD

SHELTER & NON-FOOD ITEMS JUNE 2009

Activities	Gaza North	Gaza	Middle Area	Khan Yunis	Rafah	All Gaza strip*	Sum of Beneficiaries
NFI (Non-shelter) distribution							477,810
NFIs - Baby Hygiene Kits							
Islamic Relief							3,480
Save the Children							2,359
NFIs - Blankets							
CHF International							16,232
International Orthodox Christian Charities							40,508
Islamic Relief							3,840
Sharek Youth Forum							10,814
United Nations Relief and Works Agency							69,961
World Vision							8,707
NFIs - Clothing							
Care International							5,949
Mercy Corps							1,584
Save the Children							910
Sharek Youth Forum							2,800
NFIs - Diapers							
Save the Children							5,419
NFIs - Hygiene Kits							
Care International							1,905
Islamic Relief							5,830
Mercy Corps							7,007
Premiere Urgence							856
Save the Children							10,486
Sharek Youth Forum							37,554
UNICEF							1,100
United Nations Relief and Works Agency							21,520
World Vision							26,079
NFIs - Kitchen Supplies							
Islamic Relief							1,530
NFIs - Lighting - candles, flashlights, etc							
Islamic Relief							2,300
NFIs - Mattresses							
Save the Children							1,400
Sharek Youth Forum							129
United Nations Relief and Works Agency							30,961
Plastic Sheeting							
CHF International							150,150
Mercy Corps							6,440
Shelter Repair/Rehabilitation							4,411
Category 2 rehabilitation							
START Services							600
Category 3 rehabilitation							
START Services							900
Emergency Weatherization Supplies							
Save the Children							
Sharek Youth Forum							
Plastic Sheeting							
Mercy Corps							2,331
Premiere Urgence							580
Grand Total	264,344	200,453	16,083	50,334	38,242	438,198	1,007,654

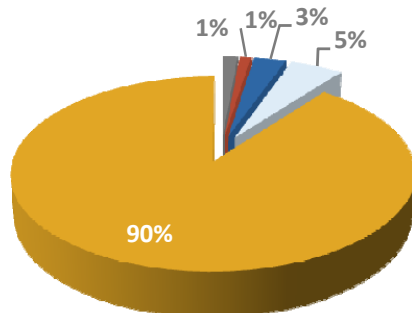
* Activities reported covering all Gaza strip.

The data published is as of 1 June and limited to activities reported to GRAD

1. Activities per subsector

Distribution of completed and ongoing activities per subsector.

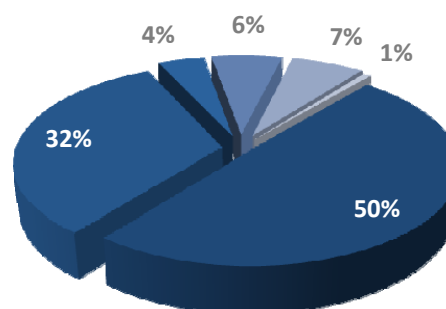
- Environment/drainage
- Hygiene promotion
- Solid waste
- Wastewater/sanitation
- Water supply



2. Activities per governorate

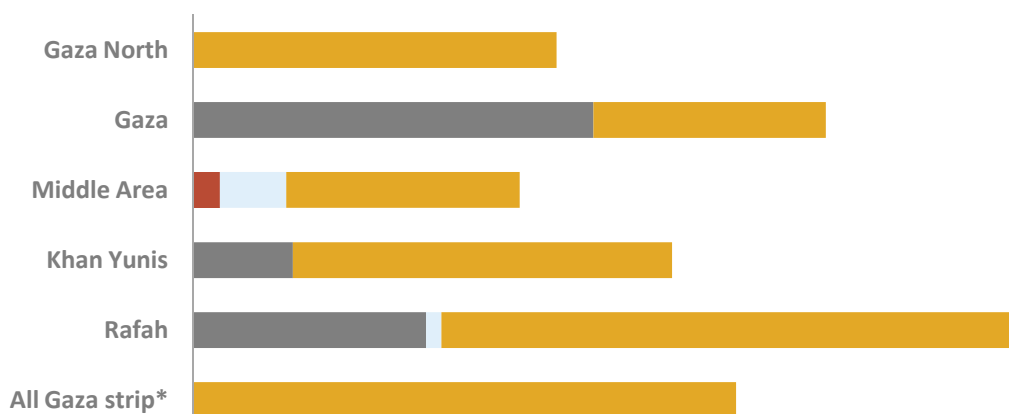
Distribution of completed and ongoing activities per governorate.

- Gaza North
- Gaza
- Middle Area
- Khan Yunis
- Rafah
- All Gaza strip*



3. Beneficiaries per governorate and subsector

The number of beneficiaries registered for ongoing activities per governorate and subsector.



	All Gaza strip*	Rafah	Khan Yunis	Middle Area	Gaza	Gaza North
■ Environment/drainage		35000	15000		60175	
■ Hygiene promotion				4000		
■ Solid waste						
■ Wastewater/sanitation		2294		10000		
■ Water supply	81600	87200	56960	35050	34885	54610

* Activities reported covering all Gaza strip.

Note that all projects may not have beneficiaries registered.

The sector has **484** completed and **87** ongoing activities.

80% of ongoing activities in this sector have beneficiaries registered.

The data published is as of 1 June and limited to activities reported to GRAD



Gaza Crisis

Water, Sanitation and Hygiene Activities

Completed and on-going

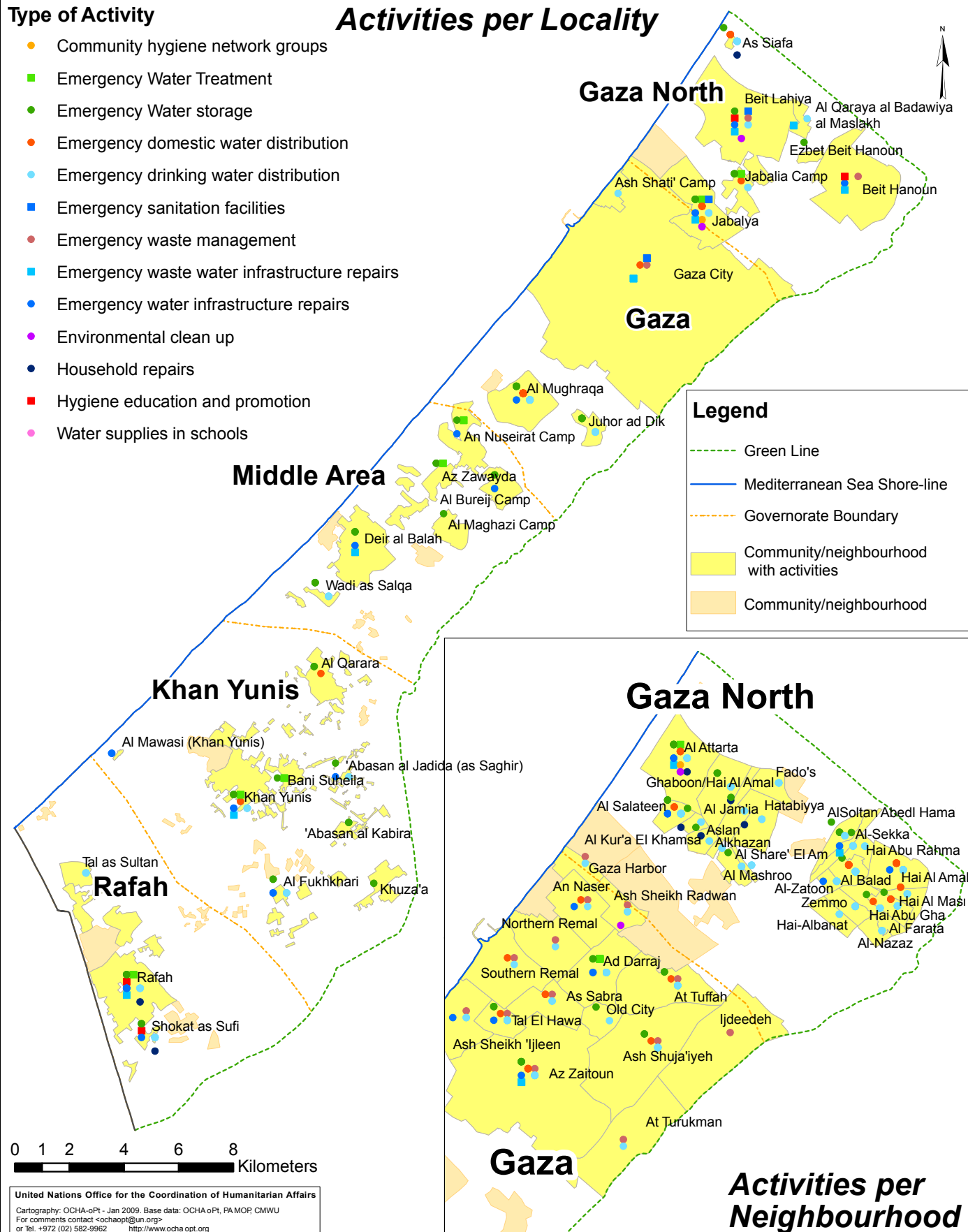
June 2009



Type of Activity

- Community hygiene network groups
- Emergency Water Treatment
- Emergency Water storage
- Emergency domestic water distribution
- Emergency drinking water distribution
- Emergency sanitation facilities
- Emergency waste management
- Emergency waste water infrastructure repairs
- Emergency water infrastructure repairs
- Environmental clean up
- Household repairs
- Hygiene education and promotion
- Water supplies in schools

Activities per Locality



The data published is as of 1 June and limited to activities reported to GRAD

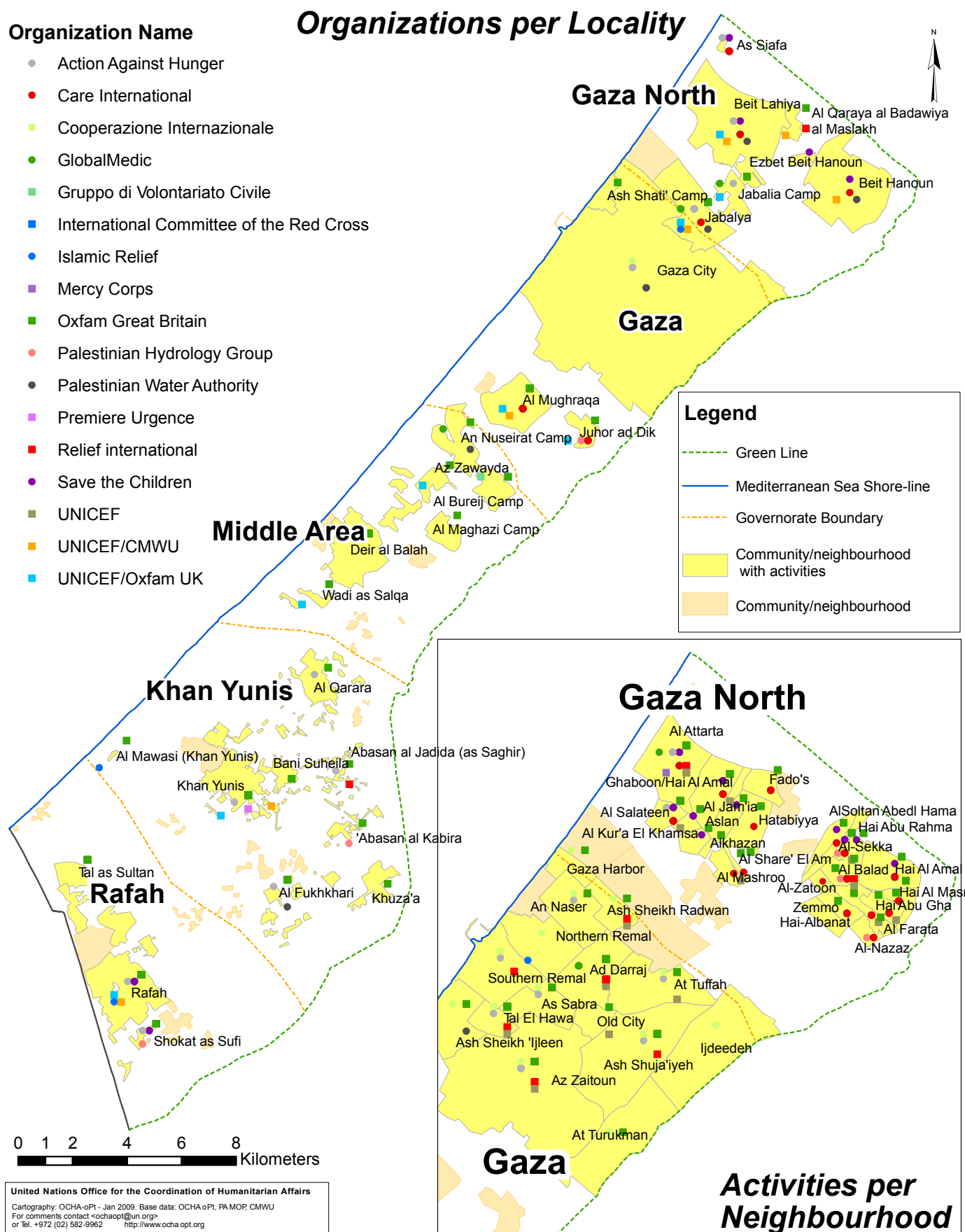


Gaza Crisis

Water, Sanitation and Hygiene Organizations

with Completed and on-going activities

June 2009



The data published is as of 1 June and limited to activities reported to GRAD

4. Who is doing what where

Representation of organizations per governorate and ongoing activity with beneficiaries.

Activities	Gaza North	Gaza	Middle Area	Khan Yunis	Rafah	All Gaza strip*	Sum of Beneficiaries
Environment/drainage							110,175
Emergency drinking water distribution							
Islamic Relief							
Emergency water infrastructure repairs							
Action Against Hunger							110,000
Emergency Water storage							
Welfare Association							175
Hygiene promotion							4,000
Emergency Water storage							
Gruppo di Volontariato Civile							4,000
Solid waste							
Emergency waste management							
Cooperazione Internazionale							
Wastewater/sanitation							12,294
Emergency waste water infrastructure repairs							
Oxfam Great Britain							10,000
Palestinian Water Authority							
Emergency water infrastructure repairs							
Save the Children							2,294
Water supply							350,305
Emergency domestic water distribution							
Care International							16,000
Emergency drinking water distribution							
Palestinian Hydrology Group							1,000
Relief international							3,125
Emergency water infrastructure repairs							
Care International							13,000
Gruppo di Volontariato Civile							22,000
Islamic Relief							29,000
Oxfam Great Britain							13,930
UNICEF/CMWU							55,000
Emergency Water storage							
Care International							14,085
Oxfam Great Britain							20,470
Palestinian Hydrology Group							500
Save the Children							595
Emergency Water Treatment							
Oxfam Great Britain							40,000
UNICEF/CMWU							40,000
Water supplies in schools							
Islamic Relief							80,000
Save the Children							1,600
Grand Total	54,610	95,060	49,050	71,960	124,494	81,600	476,774

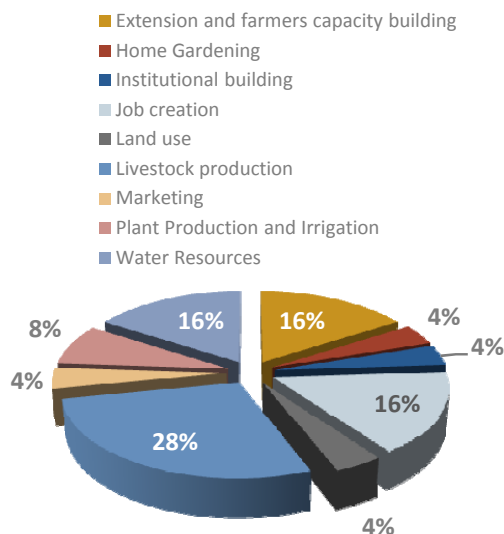
* Activities reported covering all Gaza strip.

The data published is as of 1 June and limited to activities reported to GRAD

* Data for Agriculture sector extracted from APIS, 1 June, 2009

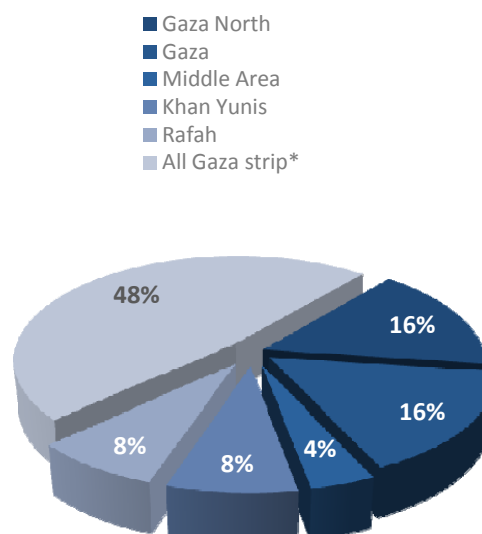
1. Activities per subsector

Distribution of completed and ongoing activities per subsector.



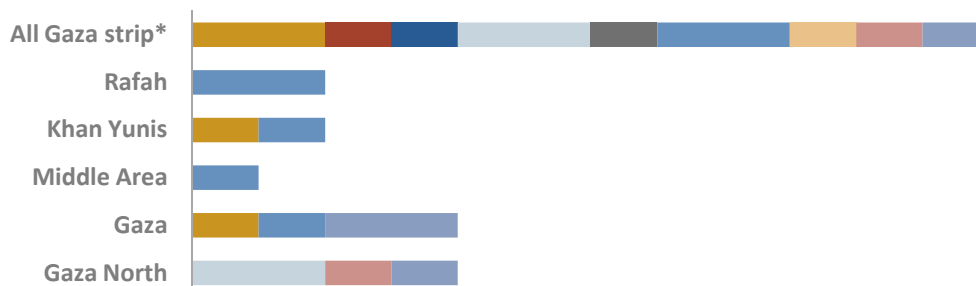
2. Activities per governorate

Distribution of completed and ongoing activities per governorate.



3. Activities persubsector and governorate

The number of completed and ongoing activities per governorate and subsector.



	Gaza North	Gaza	Middle Area	Khan Yunis	Rafah	All Gaza strip*
Extension and farmers capacity building		1		1		2
Home Gardening						1
Institutional building						1
Job creation	2					2
Land use						1
Livestock production		1	1	1	2	2
Marketing						1
Plant Production and Irrigation	1					1
Water Resources	1	2				1

* Activities reported covering all Gaza strip.

Note that all projects may not have beneficiaries registered.

The sector has **16** completed and **9** ongoing activities.

67% of ongoing activities in this sector have beneficiaries registered.

The data published is as of 1 June and limited to activities reported to GRAD



Gaza Crisis Agricultural Activities

Completed and on-going

June 2009



Activities per Locality

Type of Activity

- Greenhouse water harvesting system
- Household Water Storage Tanks
- Land management: Fertilizers, compost and manure
- Supply of fishing materials
- Supply of rabbits
- Training sessions, plant prod., protection
- Wells rehabilitation

Gaza North

Beit Lahiya

Jabalya

Gaza City

Gaza

Middle Area

Wadi as Salqa

Al Qarara

Khan Yunis

Khan Yunis

Rafah

Rafah

Legend

- Green Line
- Mediterranean Sea Shore-line
- Governorate Boundary
- Community/neighbourhood with activities
- Community/neighbourhood

0 1 2 4 6 8 Kilometers

United Nations Office for the Coordination of Humanitarian Affairs
Cartography: OCHA-oPt - Jan 2009. Base data: OCHA oPt, PA MOP, CMWU
For comments contact <ochaopt@un.org>
or Tel. +972 (02) 582-9962 <http://www.ochaopt.org>

The data published is as of 1 June and limited to activities reported to GRAD



Gaza Crisis Agricultural Organizations

with Completed and on-going activities



June 2009

Organizations per Locality

Organization Name

- Arab Organization for agricultural Development
- Food and Agriculture Organization
- Islamic Relief
- Palestinian Hydrology Group

Gaza North

Beit Lahiya

Jabalya

Gaza City

Gaza

Middle Area

Wadi as Salqa

Al Qarara

Khan Yunis

Khan Yunis

Rafah

Rafah

Legend

- Green Line
- Mediterranean Sea Shore-line
- - - Governorate Boundary
- Community/neighbourhood with activities
- Community/neighbourhood

0 1 2 4 6 8 Kilometers

United Nations Office for the Coordination of Humanitarian Affairs
Cartography: OCHA-oPt - Jan 2009. Base data: OCHA oPt, PA MOP, CMWU
For comments contact <ochaopt@un.org>
or Tel. +972 (02) 582-9962 <http://www.ochaopt.org>

The data published is as of 1 June and limited to activities reported to GRAD

4. Who is doing what where

Representation of organizations per governorate and ongoing activity with beneficiaries.

Activities	Gaza North	Gaza	Rafah	All Gaza strip*	Sum of Beneficiaries
Job creation					
Land reclamation / rehabilitation					
ANERA					
Unemployed workers/farmers					
Action Against Hunger					
Livestock production					30
Supply of fishing materials					
Arab Organization for agricultural Development					30
Food and Agriculture Organization					
Plant Production and Irrigation					195
Land managment: Fertilizers, compost and manure					
Food and Agriculture Organization					195
Water Resources					76
Greenhouse water harvesting system					
Palestinian Hydrology Group					50
Household Water Storage Tanks					
Palestinian Hydrology Group					20
Wells rehabilitation					
Food and Agriculture Organization					6
Islamic Relief					
Grand Total	195	70	30	6	301

* Activities reported covering all Gaza strip.

APIS: www.apis.ps

The data for the agricultural sector is extracted from APIS, 1 June 2009.

The Agricultural Projects Information System (APIS) web site provides a focal point for information related to the agricultural sector, while hosting a real-time database of agricultural interventions in the West Bank and Gaza Strip to monitor needs and responses, and acting as a resource tool to enhance coordination of the agricultural sector.

The data published is as of 1 June and limited to activities reported to GRAD